

Rethink & Redesign Task Force

Meeting 3

Sept. 20, 2023

EISD

District Conference Center



Presented by: Task Force Co-Chairs

AGENDA

- Welcome 5:00-5:10 PM
 - Purpose
- Data Presentation 5:10-5:30 PM
 - Instructional Programming/Accountability
- Gallery Walk 5:30-5:50 PM
- Breakout sessions 5:50-6:15 PM
- Report Out 6:15-6:25 PM
- Closing Remarks 6:25-6:30 PM



Purpose



Better position EISD to serve our students today and in the future by identifying opportunities to optimize resources

Share ideas and insights that will help us create the environments and programs necessary for our students.

Serve as a **champion for the best interests of our students, staff and community** as we move toward a recommitment to a brighter future for EISD

Meeting 2 Themes

If we could positively impact EISD and the community with a repurposed building, what would you like to see?

Key Themes

- Mental Health partnerships and facilities
 - Other help facilities
- Daycares
- Practicums or job training



Review of Criteria

- ~~Geographic Location~~
-
- ~~Enrollment and Capacity~~

- ~~Facility Conditions~~

- Instructional Programming

- Academic Accountability

- Financial Impact

Indicators of Success

- **College, Career, and Military Readiness (CCMR) Indicators by Texas Education Agency**
- **State of Texas Assessment of Academic Readiness (STAAR) 3-8**
 - Math, Reading, Social Studies, Science
- **High School STAAR End of Course (EOC)**
 - Algebra I, English I, English II, Biology, and U.S. History

CCMR Indicators

- Reading & Math
 - ACT, SAT, College Prep Course, TSIA
- Advanced Placement
- Dual Credit or On Ramps
- Industry Based Certification
- Advanced Graduation Plan
- Special Education
- Military




College, Career, and Military Readiness Indicators (CCMR)

College, Career and Military Readiness



School	2022	2023	2024
John F Kennedy	33%	70%	91%
Memorial High School	53%	53%	88%
Fine Arts Academy	n/a	65%	91%



STAAR/EOC Assessment Changes

- 25% of the assessment has new question types (open response items)
- Cross-curricular passages
- 50% of the 3rd-8th ELAR assessment is evidenced-based writing
- Elementary students took the assessment online for the first time

Student Achievement

STAAR Component

The STAAR component of the Student Achievement domain calculation uses a methodology in which scores are calculated based on students' level of performance at Approaches Grade Level or above, Meets Grade Level or above, and Masters Grade Level standards.

Example Calculation: STAAR Component Score							
STAAR Performance	Reading	Mathematics	Writing	Science	Social Studies	Totals	Percentages
Number of Assessments	480	432	101	330	274	1617	
Approaches Grade Level or Above	300	298	50	143	87	878	54%
Meets Grade Level or Above	200	170	40	45	76	531	33%
Masters Grade Level	100	165	9	41	22	337	21%
Total Percentage Points							108
Student Achievement Domain STAAR Component Score (Total Percentage Points ÷ 3)							36

All Subjects Combined

Approaches 54
Meets +33
Masters +21
= 108 / 3
= 36
COMPONENT SCORE

CONTENT	ALGEBRA 1					
	State		Region		EISD	
Acct Year	2023	2022	2023	2022	2023	2022
Approaches	78%	74%	77%	72%	55%	36%
Meets	45%	46%	42%	42%	21%	14%
Masters	24%	30%	21%	26%	8%	7%
Composite Score	49%	50%	47%	47%	28%	19%



Preliminary EOC Data

	State		Region 20		EISD	
Algebra 1	2023	2022	2023	2022	2023	2022
Approaches	78%	74%	77%	72%	55%	36%
Meets	45%	46%	42%	42%	21%	14%
Masters	24%	30%	21%	26%	8%	7%
Composite	49%	50%	47%	47%	28%	19%
	State		Region 20		EISD	
Biology	2023	2022	2023	2022	2023	2022
Approaches	89%	83%	89%	83%	73%	60%
Meets	57%	58%	58%	58%	24%	23%
Masters	22%	23%	22%	23%	5%	2%
Composite	56%	55%	56%	55%	34%	28%
	State		Region 20		EISD	
English I	2023	2022	2023	2022	2023	2022
Approaches	70%	63%	69%	62%	51%	37%
Meets	54%	48%	52%	47%	27%	21%
Masters	14%	11%	12%	10%	2%	1%
Composite	46%	41%	44%	40%	27%	20%
	State		Region 20		EISD	
English II	2023	2022	2023	2022	2023	2022
Approaches	74%	71%	73%	72%	55%	54%
Meets	56%	57%	55%	57%	33%	35%
Masters	9%	9%	8%	8%	1%	2%
Composite	46%	46%	45%	46%	30%	30%
	State		Region 20		EISD	
US History	2023	2022	2023	2022	2023	2022
Approaches	95%	89%	94%	89%	91%	79%
Meets	71%	71%	71%	71%	56%	46%
Masters	39%	44%	40%	45%	21%	22%
Composite	68%	68%	68%	68%	56%	49%

Three Year EOC Summary STAAR Results

	2020 - 2021	2021 - 2022	2022 - 2023	
Algebra 1				
Academic Readiness - Did Not Meet	53.54%	56.51%	42.83%	Decreasing/Improving
Academic Readiness - Approaches	46.46%	43.49%	57.17%	Improving
Academic Readiness - Meets	11.08%	12.92%	19.94%	Improving
Academic Readiness - Masters	3.34%	6.23%	7.63%	Improving
English 1				
Academic Readiness - Did Not Meet	53.06%	59.03%	47.41%	Decreasing/Improving
Academic Readiness - Approaches	46.94%	40.97%	52.59%	Improving
Academic Readiness - Meets	22.70%	20.54%	26.79%	Improving
Academic Readiness - Masters	2.09%	0.86%	1.87%	Improving
Total Tested (Non-Duplicate Count)	-	-	-	
English 2				
	Test Changed in 2023			
Academic Readiness - Did Not Meet	50.70%	45.21%	44.52%	Decreasing/Improving
Academic Readiness - Approaches	49.30%	54.79%	55.48%	Improving
Academic Readiness - Meets	29.65%	32.19%	32.33%	Improving
Academic Readiness - Masters	1.75%	1.64%	0.82%	Declined slightly
Biology				
Academic Readiness - Did Not Meet	37.05%	39.98%	22.09%	Decreasing/Improving
Academic Readiness - Approaches	62.95%	60.02%	77.91%	Improving
Academic Readiness - Meets	18.19%	20.51%	24.85%	Improving
Academic Readiness - Masters	3.31%	1.75%	5.38%	Improving
US History				
Academic Readiness - Did Not Meet	23.40%	23.99%	8.11%	Decreasing/Improving
Academic Readiness - Approaches	76.60%	76.01%	91.89%	Improving
Academic Readiness - Meets	41.41%	41.33%	56.59%	Improving
Academic Readiness - Masters	14.31%	19.61%	21.10%	Improving

Three Year
3rd-8th
Summary
STAAR
Results

Tests Changed in 22-23 from 21-22, so while we see dips in scores, we are still trending up from 20-21 school year

	20-21	21-22	22-23	
Math				
Academic Readiness - Approaches	31.08%	41.47%	47.96%	Improving
Academic Readiness - Meets	9.36%	15.27%	18.22%	Improving
Academic Readiness - Masters	2.11%	5.07%	4.14%	
Reading				
Academic Readiness - Approaches	42.88%	54.66%	52.72%	
Academic Readiness - Meets	18.43%	27.22%	22.40%	
Academic Readiness - Masters	7.66%	13.28%	5.80%	
Social Studies				
Academic Readiness - Approaches	15.44%	14.89%	30.11%	Improving
Academic Readiness - Meets	2.33%	1.94%	7.04%	Improving
Academic Readiness - Masters	0.72%	0.65%	0.88%	Improving
Total Tested (Non-Duplicate Count)	-	-	-	
Science				
Academic Readiness - Approaches	29.64%	37.16%	39.51%	Improving
Academic Readiness - Meets	7.77%	12.45%	12.03%	Improving
Academic Readiness - Masters	1.45%	3.73%	2.62%	Improving

Early Childhood Programs



Head Start

AGES: 3-and 4-year-olds

LANGUAGE: English and Spanish

LOCATIONS:

Stafford ECC, Cardenas ECC,
Loma Park Elementary,
Perales Elementary

Can serve children of employees if they qualify

May not charge any student tuition

CURRICULUM: SAVVAS Three Cheers for Pre-K

ASSESSMENT: Circle



AGES: 4-year-olds

LANGUAGE: English

LOCATIONS:

Gonzales Elementary & Johnson Elementary

Serves employees' children if space is available

May accept non-qualifying students on tuition

CURRICULUM: SAVVAS Three Cheers for Pre-K

ASSESSMENT: Circle



AGES: 4-year-olds at Gardendale Early Learning Program
3-year-olds at PreK4SA West

LANGUAGES: English and Spanish

LOCATIONS:

Gardendale Early Learning Program
PreK4SA West

Employees may apply for services for their children

May accept non-qualifying students on tuition

CURRICULUM: High Scope

ASSESSMENT: Teaching Strategies Gold

Bilingual Programs in Edgewood ISD



One-Way Dual Language

Description: One-way Dual Language models enroll students whose home-language is Spanish

GRADE LEVELS SERVED: K-4th

LANGUAGE TAUGHT: Spanish and English

LOCATIONS:

Cisneros Elementary, Henry B. Gonzalez, Loma Park, Roosevelt (3rd-4th), Stafford Elementary, WISE

CURRICULUM: TEKS Resource System

CURRICULUM RESOURCES:

HMH, Stemsopes, Social Studies Weekly

Two-Way Dual Language

Description: Two-way Dual Language models enroll students whose home-language is Spanish and those whose home-language is English.

GRADE LEVELS SERVED:
K-4th (LPLS), K-2 (RDLA)

LANGUAGE TAUGHT: Spanish and English

LOCATIONS:

Las Palmas Leadership School for Girls, Roosevelt Dual Language Academy

CURRICULUM: TEKS Resource System

CURRICULUM RESOURCES:

HMH, Stemsopes, Social Studies Weekly

Late Exit Transitional Model

Description: Late Exit Transitional models enroll students whose home-language is Spanish. The goal is to strengthen their English language by increasing the amount of English instruction every year while reducing the amount of Spanish instruction students receive.

GRADE LEVELS SERVED: 5th Only

LANGUAGE TAUGHT: Spanish and English

LOCATIONS:

Cisneros Elementary, Henry B. Gonzalez, Loma Park, Roosevelt, Stafford Elementary, WISE

CURRICULUM: TEKS Resource System

CURRICULUM RESOURCES:

HMH, Stemsopes, Social Studies Weekly

Elementary School Electives and Special Programs



Edgewood ISD Fine Arts Pathway

Edgewood ISD Fine Arts

Elementary Campuses	Electives Offered					
Roy Cisneros Elementary	Art	Music				
Las Palmas Elementary	Art	Music				
Winston Elementary	Art	Music				
GELP	Art			Dance		
LBJ Elementary	Art	Music				
Loma Park Elementary	Art	Music				
Roosevelt Elementary	Art	Music				
HBG Elementary	Art	Music				
Stafford Elementary	Art	Music	Piano	Dance	Theatre	Orchestra
Perales Elementary	Makerspace					

Middle School Campuses	Electives Offered						
Wrenn Middle School	Art	Band	Orchestra	Mariachi	Theatre	Piano	Choir
Gus Garcia Middle School	Art	Band					
Brentwood Middle School	Art	Band		Mariachi		Piano	
Roy Cisneros Leadership School for Boys	Art	Music					
Las Palmas Leadership School for Girls	Art	Music					

High School Campuses	Electives Offered						
John. F Kennedy High School	Art	Band		Jazz	Theatre		Dance
Memorial High School	Art	Band		Jazz			
Fine Arts Academy High School	Art		Orchestra		Theatre	Piano	Choir



Current School Structure

- **Early Childhood Campuses**
- **Traditional Elementary School Campuses**
- **Partner Elementary Schools**
- **Single-Gender Campuses**



Early Childhood Campuses



Traditional Elementary Campuses




Partner
Elementary
Schools



K-7 all Girls



Shuttle Bus
Service between
the two schools



K-7

All Boys K-4,
6-7

Single-Gender K-8

***International Baccalaureate® candidate schools
offer a nationally recognized program of study.***

Middle School Campuses



6th – 8th
Public Service Focus



6th – 8th
Fine Arts Focus



6th – 8th
STEAM Focus

High School Campuses



Specialty Programs



- **Alternative Education Program**



BURLESON SCHOOL
FOR INNOVATION AND EDUCATION

Powered by Texas A&M-San Antonio

- **18+ Program**

Breakout Session

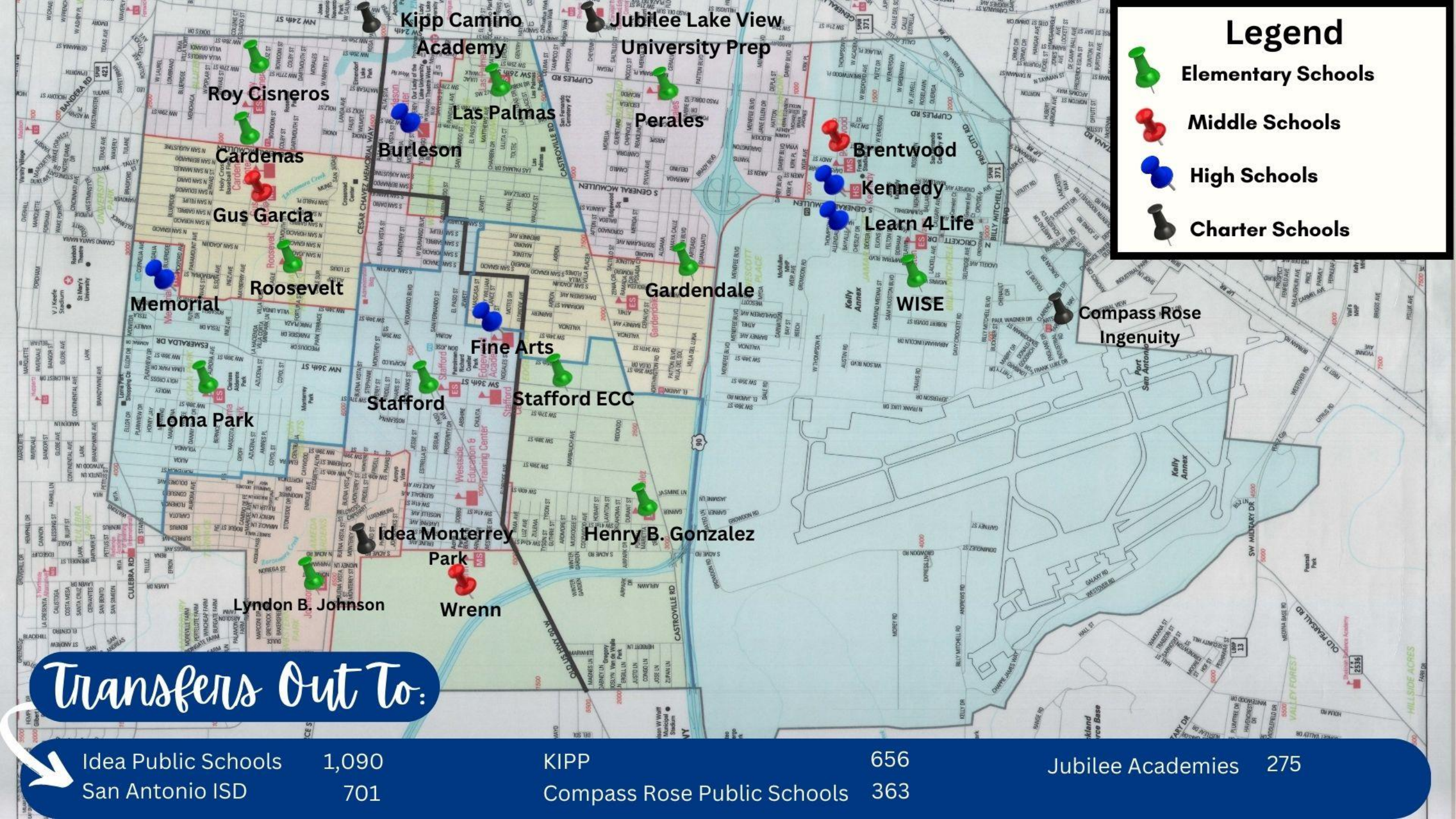
Gallery Walk Considerations

- How might we combine programs?
- How might we provide more for all our students?

Breakout Question

- Considering our improvements, as well as challenges and opportunities presented to date, what are some recommendations for redesigning our district to ensure sustainability and future success?





Legend

-  Elementary Schools
-  Middle Schools
-  High Schools
-  Charter Schools

Transfers Out To:

Idea Public Schools	1,090	KIPP	656	Jubilee Academies	275
San Antonio ISD	701	Compass Rose Public Schools	363		

Report Out



In Closing

Meeting 4: Wednesday, Oct. 4, 2023

Homework:

- Read over all material and continue to think about breakout session question
- Send in additional thoughts on breakout session mail RRTaskForce@eisd.net



REMAINING MEETING DATES

October 4

Wednesday

Committee Meeting 4

