



LONE STAR GOVERNANCE MONTHLY MONITORING REPORT

MAY 2023



Study Session A: Lone Star Governance Monthly Monitoring Report for May & June 2023

Priority 1: Focus on Student Success

Lone Star Governance Monitoring Calendar 2022-2023

Board Workshop Dates Board Meeting Dates YEAR 6 – 2022-2023	Student Outcome Goals Goal Progress Measures (GPM) Constraints and Board Self Evaluation
Board Workshop: May 2, 2023 Board Meeting: May 16, 2023	GPM 1.1 – Grades K Reading GPM 1.2 – Grade 1 Reading GPM 1.3 – Grade 2 Reading



Intendent Learning Outcomes

Lone Star Governance (LSG) Goal 1: The percentage of the students in grade 3 who score at “meets” or above on STAAR Reading will increase from 26 percent to 60 percent by June 2027 (Baseline Grade 3 STAAR Reading measures June 2022).

- **Goal Progress Measure (GPM) 1.1:** The percentage of students in kindergarten who score on or above grade level on a reading diagnostic assessment will increase from 36 percent to 52 percent by June 2027 (Baseline end of year reading measure June 2022).
- **Goal Progress Measure (GPM) 1.2:** The percentage of students in grade 1 who score on or above grade level on a reading diagnostic assessment will increase from 36 percent to 62 percent by June 2027 (Baseline end of year reading measure June 2022).
- **Goal Progress Measure (GPM) 1.3:** The percentage of students in grade 2 who score on or above grade level on a reading diagnostic assessment will increase from 35 percent to 61 percent by June 2027 (Baseline end of year reading measure June 2022).

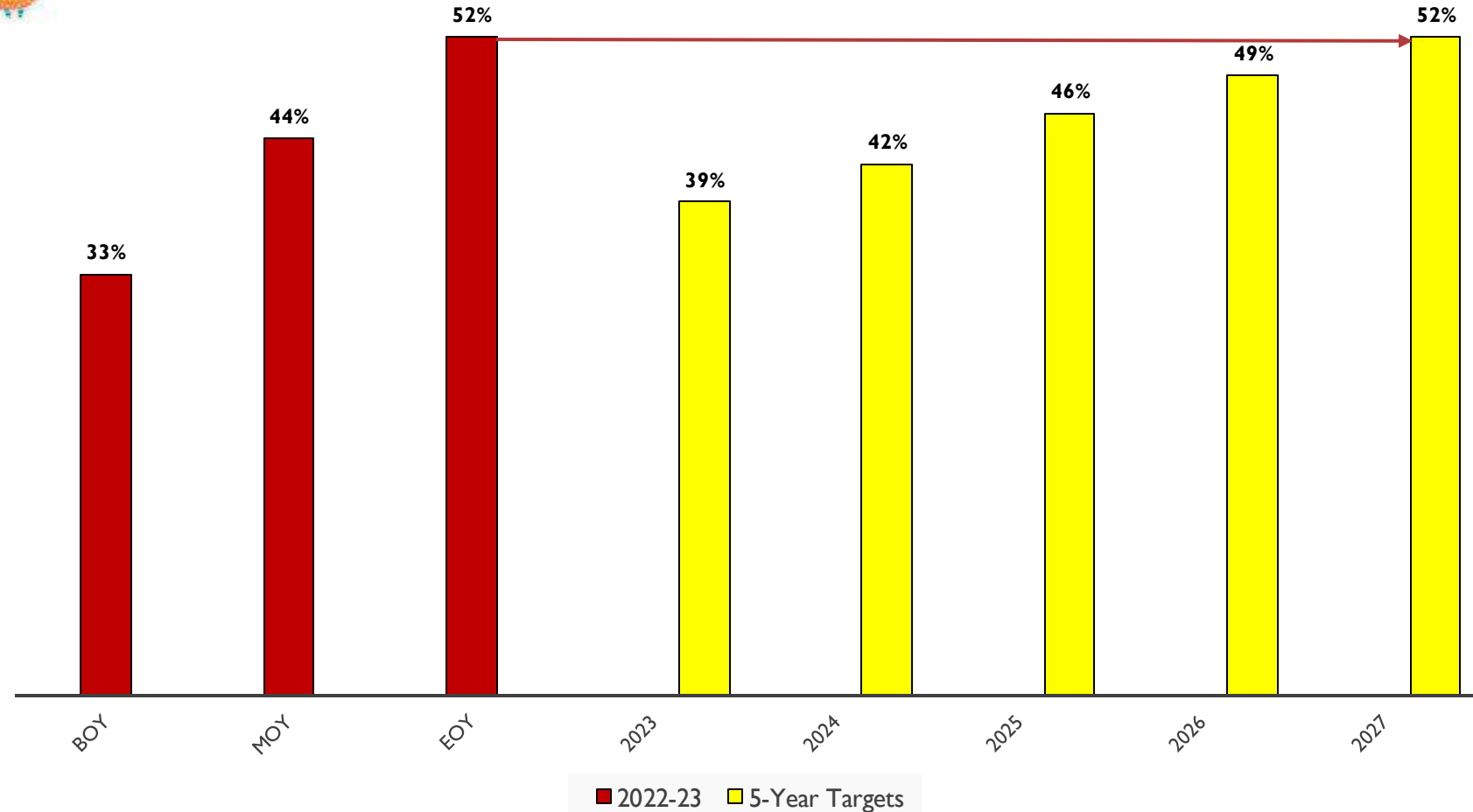


Lone Star Governance Goal (LSG) 1.1: The percentage of students in kindergarten who score on or above grade level on a reading diagnostic assessment will increase from 36 percent to 52 percent by June 2027 (Baseline end of year reading measure June 2022).



















mCLASS® |
Amplify Reading



GPM 1.1: Kindergarten Reading

















Kinder May LSG Data

Grade K	Reference Data (Compare these results against a wider population)
ALONSO S PERALES EL	22-23 BOY  49
	22-23 MOY  48
GARDENDALE EL	22-23 BOY  72
	22-23 MOY  68
H B GONZALEZ EL	22-23 BOY  32
	22-23 MOY  33
L B JOHNSON EL	22-23 BOY  35
	22-23 MOY  37
LAS PALMAS EL	22-23 BOY  20
	22-23 MOY  21
LOMA PARK EL	22-23 BOY  51
	22-23 MOY  55
ROOSEVELT EL	22-23 BOY  45
	22-23 MOY  50
ROY CISNEROS EL	22-23 BOY  10
	22-23 MOY  12
STAFFORD EL	22-23 BOY  67
	22-23 MOY  66

Kinder Lectura

May LSG Data

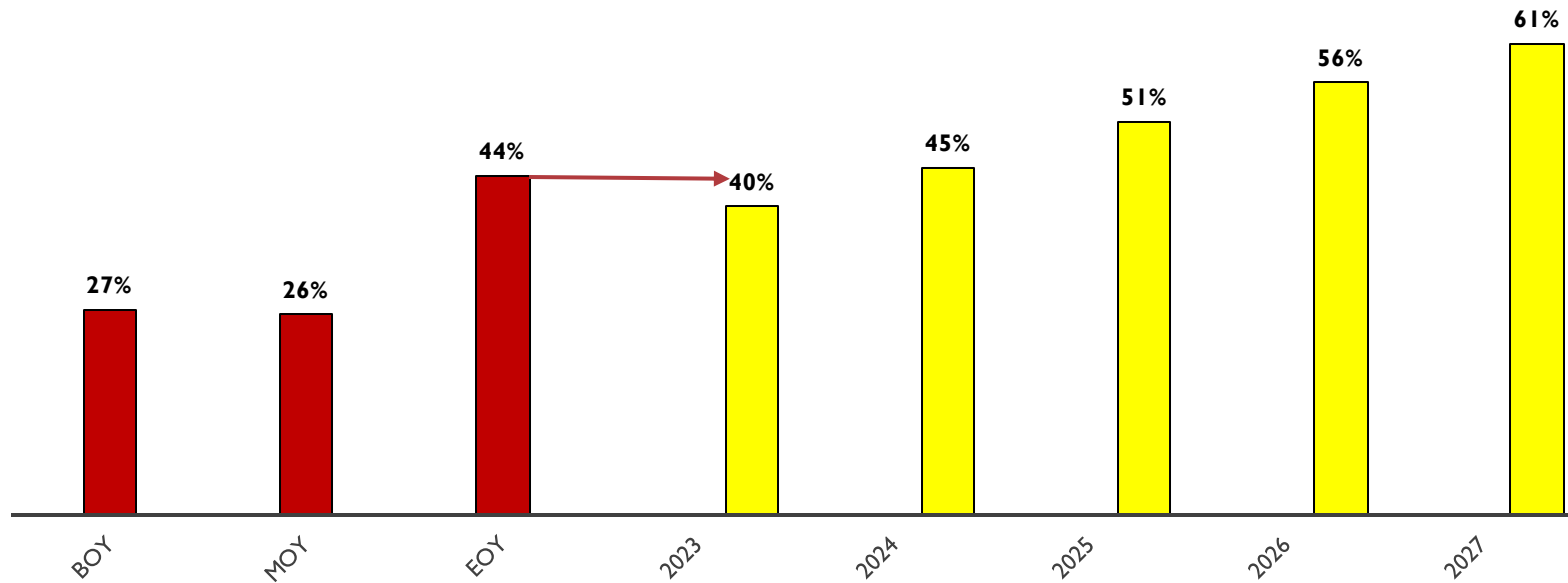
Grade K	Reference Data (Compare these results against a wider population)
GARDENDALE EL	22-23 BOY  20
	22-23 MOY  16
H B GONZALEZ EL	22-23 BOY  10
	22-23 MOY  11
LAS PALMAS EL	22-23 BOY  23
	22-23 MOY  22
LOMA PARK EL	22-23 BOY  34
	22-23 MOY  35
ROOSEVELT EL	22-23 BOY  21
	22-23 MOY  23
ROY CISNEROS EL	22-23 BOY  12
	22-23 MOY  11
STAFFORD EL	22-23 BOY  13
	22-23 MOY  14

Lone Star Governance Goal (LSG) 1.2: The percentage of students in grade 1 who score on or above grade level on a reading diagnostic assessment will increase from 36 percent to 62 percent by June 2027 (Baseline end of year reading measure June 2022).



















mCLASS® |
Amplify Reading



.2: Grade 1 Reading








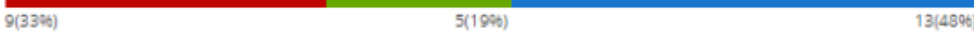








1st grade May LSG Data

Grade 1	Reference Data (Compare these results against a wider population)
ALONSO S PERALES EL	22-23 BOY  55
	22-23 MOY  57
GARDENDALE EL	22-23 BOY  59
	22-23 MOY  59
H B GONZALEZ EL	22-23 BOY  42
	22-23 MOY  47
L B JOHNSON EL	22-23 BOY  47
	22-23 MOY  44
LAS PALMAS EL	22-23 BOY  19
	22-23 MOY  19
LOMA PARK EL	22-23 BOY  50
	22-23 MOY  55
ROOSEVELT EL	22-23 BOY  61
	22-23 MOY  57
ROY CISNEROS EL	22-23 BOY  15
	22-23 MOY  16
STAFFORD EL	22-23 BOY  69
	22-23 MOY  66

1st grade Lectura

May LSG Data

Grade 1	Reference Data (Compare these results against a wider population)
GARDENDALE EL	22-23 BOY  19
	22-23 MOY  18
H B GONZALEZ EL	22-23 BOY  9
	22-23 MOY  9
LAS PALMAS EL	22-23 BOY  23
	22-23 MOY  23
LOMA PARK EL	22-23 BOY  25
	22-23 MOY  27
ROOSEVELT EL	22-23 BOY  19
	22-23 MOY  21
ROY CISNEROS EL	22-23 BOY  9
	22-23 MOY  8
STAFFORD EL	22-23 BOY  12
	22-23 MOY  10

Goal Progress Measure 1.3: The percentage of students in grade 2 who score on or above grade level on a reading diagnostic assessment will increase from 35 percent to 61 percent by June 2027 (Baseline end of year reading measure June 2022).

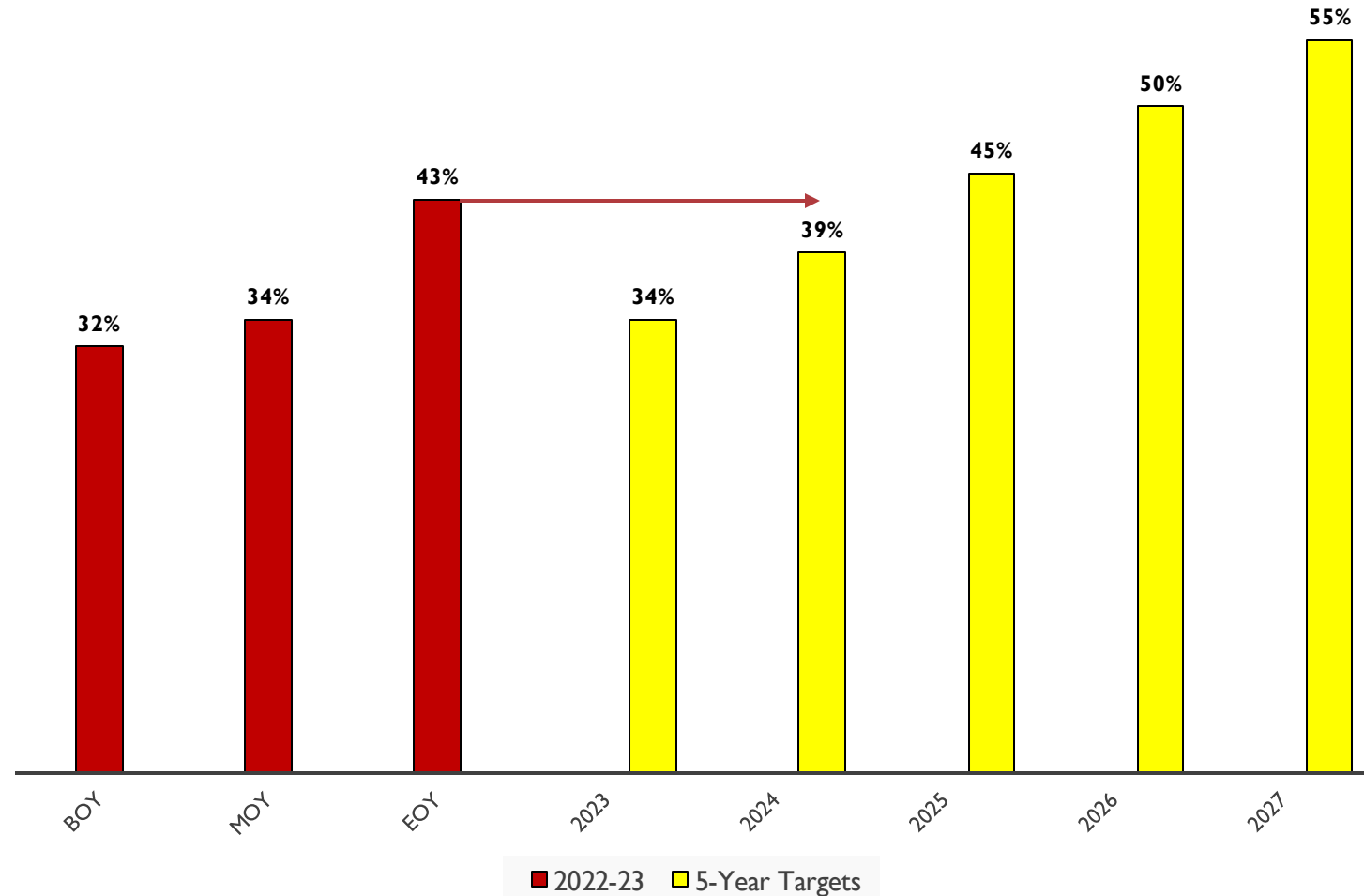
mCLASS® |
Amplify Reading



GPM 1.3: Grade 2 Reading



READING MATTERS



2nd grade May LSG Data

Grade 2	Reference Data (Compare these results against a wider population)
ALONSO S PERALES EL	22-23 BOY 47(82%) 2(3%) 6(10%) 3(5%) 58
	22-23 MOY 47(78%) 4(7%) 6(10%) 3(5%) 60
GARDENDALE EL	22-23 BOY 40(80%) 4(8%) 3(6%) 3(6%) 50
	22-23 MOY 37(72%) 6(12%) 5(10%) 3(6%) 51
H B GONZALEZ EL	22-23 BOY 31(60%) 5(10%) 10(20%) 5(10%) 51
	22-23 MOY 36(63%) 8(14%) 10(18%) 3(5%) 57
L B JOHNSON EL	22-23 BOY 27(66%) 3(7%) 4(10%) 7(17%) 41
	22-23 MOY 22(55%) 8(20%) 6(15%) 4(10%) 40
LAS PALMAS EL	22-23 BOY 18(69%) 6(23%) 2(8%) 26
	22-23 MOY 17(66%) 4(15%) 4(15%) 1(4%) 26
LOMA PARK EL	22-23 BOY 24(56%) 4(10%) 10(24%) 4(10%) 42
	22-23 MOY 24(55%) 5(11%) 11(25%) 4(9%) 44
ROOSEVELT EL	22-23 BOY 38(64%) 8(14%) 8(14%) 5(8%) 59
	22-23 MOY 39(65%) 7(12%) 9(15%) 5(8%) 60
ROY CISNEROS EL	22-23 BOY 6(38%) 2(13%) 7(43%) 1(6%) 16
	22-23 MOY 7(41%) 6(35%) 4(24%) 17
STAFFORD EL	22-23 BOY 32(49%) 11(17%) 17(26%) 5(8%) 65
	22-23 MOY 32(52%) 7(11%) 18(29%) 5(8%) 62

2nd grade Lectura

May LSG Data

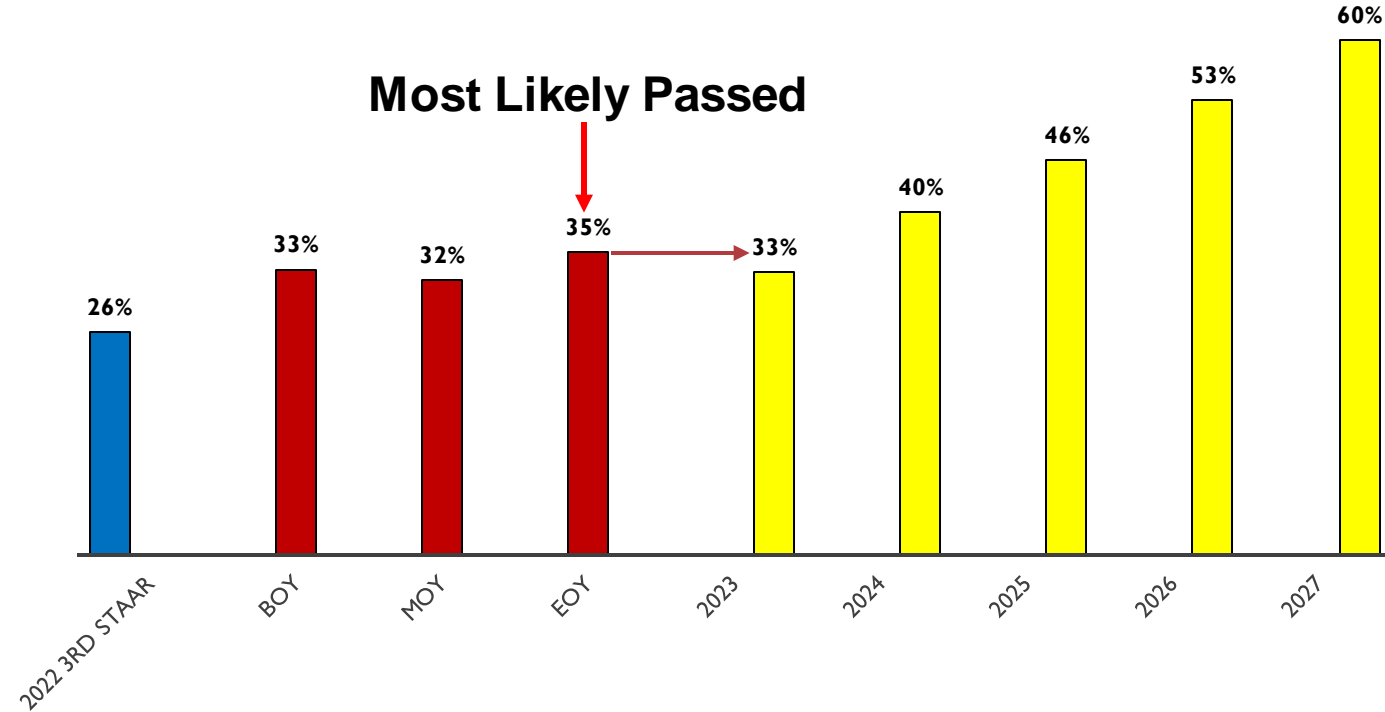
Grade 2	Reference Data (Compare these results against a wider population)
GARDENDALE EL	22-23 BOY 14(70%) 1(5%) 4(20%) 1(5%) 20
	22-23 MOY 10(52%) 2(11%) 6(32%) 1(5%) 19
H B GONZALEZ EL	22-23 BOY 12(44%) 2(7%) 5(19%) 8(30%) 27
	22-23 MOY 10(40%) 2(8%) 9(36%) 4(16%) 25
L B JOHNSON EL	22-23 BOY 6(60%) 4(40%) 10
	22-23 MOY 6(60%) 3(30%) 1(10%) 10
LAS PALMAS EL	22-23 BOY 8(57%) 5(36%) 1(7%) 14
	22-23 MOY 7(50%) 1(7%) 5(36%) 1(7%) 14
LOMA PARK EL	22-23 BOY 1(5%) 3(14%) 8(38%) 9(43%) 21
	22-23 MOY 2(8%) 3(13%) 8(33%) 11(46%) 24
ROOSEVELT EL	22-23 BOY 6(37%) 1(6%) 3(19%) 6(38%) 16
	22-23 MOY 4(27%) 1(7%) 1(7%) 9(59%) 15
ROY CISNEROS EL	22-23 BOY 2(29%) 4(57%) 1(14%) 7
	22-23 MOY 2(29%) 4(57%) 1(14%) 7
STAFFORD EL	22-23 BOY 6(29%) 10(47%) 5(24%) 21
	22-23 MOY 4(17%) 2(9%) 6(26%) 11(48%) 23

Lone Star Governance (LSG) Goal 1: The percentage of the students in grade 3 who score at “meets” or above on STAAR Reading will increase from 26 percent to 60 percent by June 2027 (Baseline Grade 3 STAAR Reading measures June 2022).

Goal 1: Grade 3 STAAR Reading



READING MATTERS



■ EISD 2022 Baseline ■ 2022-23 ■ 5-Year Targets

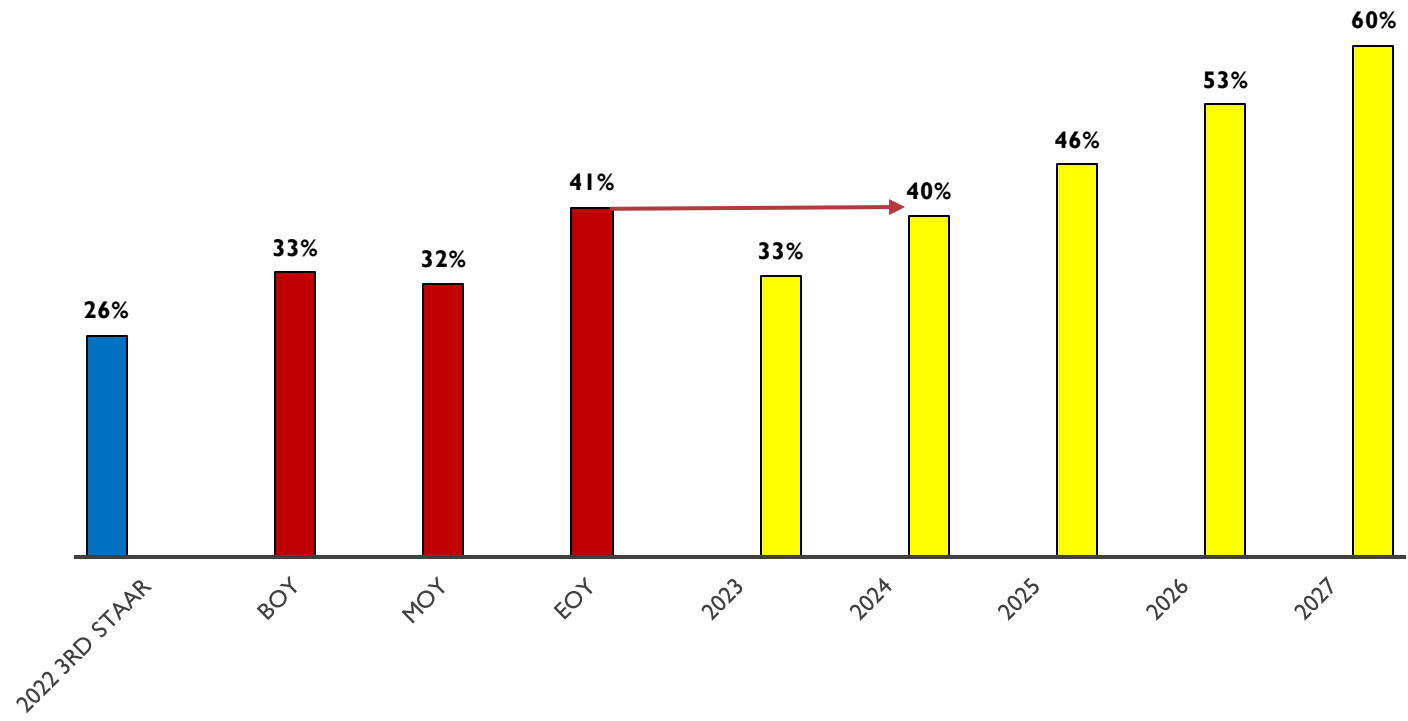
Lone Star Governance (LSG) Goal 1: The percentage of the students in grade 3 who score at “meets” or above on STAAR Reading will increase from 26 percent to 60 percent by June 2027 (Baseline Grade 3 STAAR Reading measures June 2022).

mCLASS® |
Amplify Reading



READING MATTERS

Goal 1: Grade 3 STAAR Reading



■ EISD 2022 Baseline ■ 2022-23 ■ 5-Year Targets

3rd grade May LSG Data

Grade 3	Reference Data (Compare these results against a wider population)
ALONSO S PERALES EL	22-23 BOY 71
	22-23 MOY 71
H B GONZALEZ EL	22-23 BOY 46
	22-23 MOY 48
L B JOHNSON EL	22-23 BOY 36
	22-23 MOY 40
LAS PALMAS EL	22-23 BOY 25
	22-23 MOY 27
LOMA PARK EL	22-23 BOY 37
	22-23 MOY 37
ROOSEVELT EL	22-23 BOY 58
	22-23 MOY 55
ROY CISNEROS EL	22-23 BOY 11
	22-23 MOY 10
STAFFORD EL	22-23 BOY 68
	22-23 MOY 70
WINSTON EL	22-23 BOY 51
	22-23 MOY 53

3rd grade Lectura

May LSG Data

Grade 3	Reference Data (Compare these results against a wider population)
H B GONZALEZ EL	22-23 BOY 15
	22-23 MOY 15
L B JOHNSON EL	22-23 BOY 9
	22-23 MOY 10
LAS PALMAS EL	22-23 BOY 14
	22-23 MOY 13
LOMA PARK EL	22-23 BOY 22
	22-23 MOY 24
ROOSEVELT EL	22-23 BOY 26
	22-23 MOY 26
ROY CISNEROS EL	22-23 BOY 13
	22-23 MOY 12
STAFFORD EL	22-23 BOY 22
	22-23 MOY 22
WINSTON EL	22-23 BOY 21
	22-23 MOY 19

Superintendent's Evaluation



Model
Proficient ✓
Monitor
Develop
Intervene

LSG Updates - Reading



Reinforcements

- Focus on HMH Foundational Skills Routines
- Monitor implementation of small group instruction using mClass & iStation interventions
- Admin focus on walks to ensure consistent small group instruction

Refinements

- Coaching cycles focused on priority grades 2 & 3 - 2 week cycles
- Instructional Coaches continue supporting Tier 1 instruction in Foundational Skills across the district



**LONE STAR GOVERNANCE MONTHLY MONITORING REPORT
JUNE 2023**

Study Session A: Lone Star Governance Monthly Monitoring Report for May & June 2023

Priority 1: Focus on Student Success

Lone Star Governance Monitoring Calendar 2022-2023



Board Workshop Dates Board Meeting Dates YEAR 6 – 2022-2023	Student Outcome Goals Goal Progress Measures (GPM) Constraints and Board Self Evaluation
Board Workshop: June 6, 2023 Board Meeting: June 20, 2023	GPM 2.1 – Grade K Math GPM 2.2 – Grade 1 Math GPM 2.3 – Grade 2 Math



Intendent Learning Outcomes

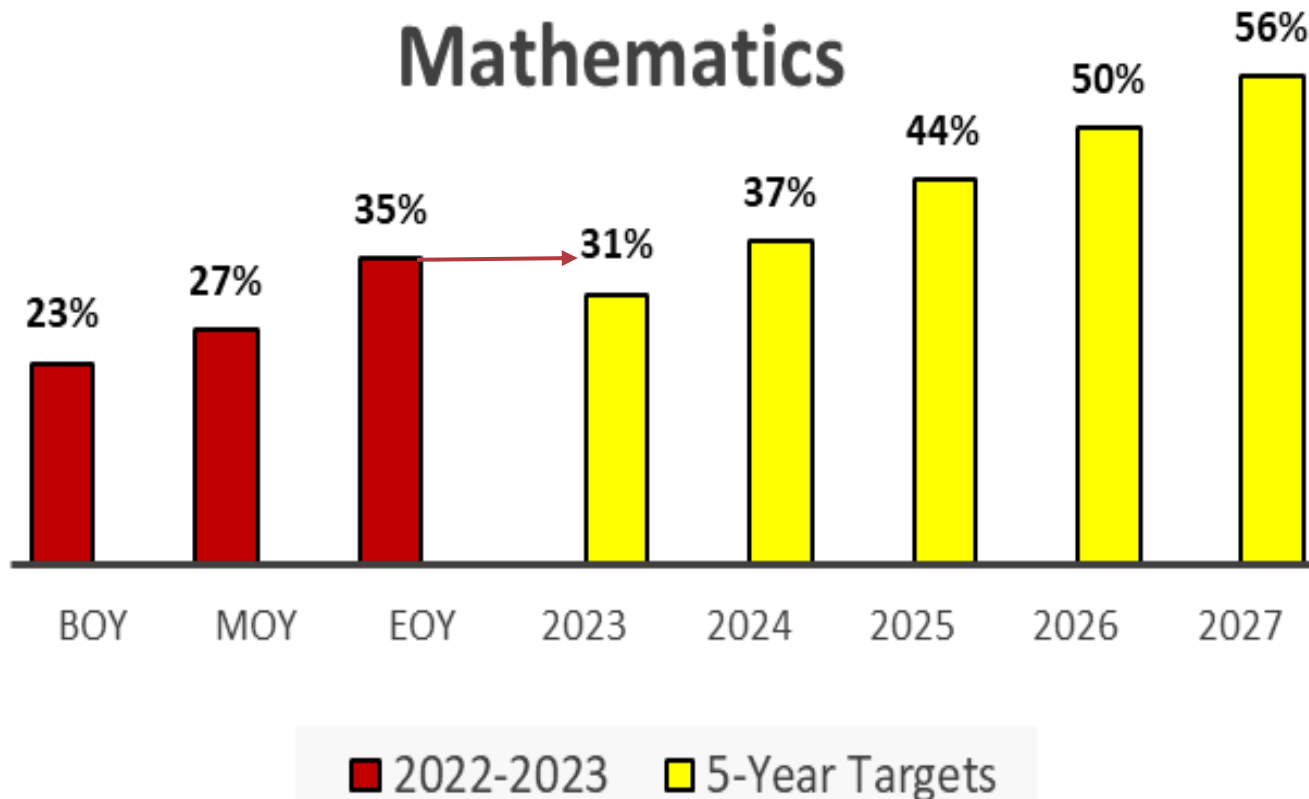
Lone Star Governance (LSG) Goal 2: The percentage of the students in grade 3 who score at “meets” or above on STAAR Mathematics will increase from 20 percent to 50 percent by June 2027 (Baseline Grade 3 STAAR Mathematics measures June 2022).

- **Goal Progress Measure 2.1.:** The percentage of students in kindergarten meeting the on-grade level standard on a mathematics diagnostic assessment will increase from 19 percent to 50 percent by June 2027 (Baseline end of year mathematics measure June 2022).
- **Goal Progress Measure 2.2.:** The percentage of students in grade 1 meeting the on-grade level standard on a mathematics diagnostic assessment will increase from 50 percent by June 2027 (Baseline end of year mathematics measure June 2022).
- **Goal Progress Measure 2.3.:** The percentage of students in grade 2 meeting the grade level standard on a mathematics diagnostic assessment will increase from 8 percent to 50 percent by June 2027 (Baseline end of year mathematics measure June 2022).



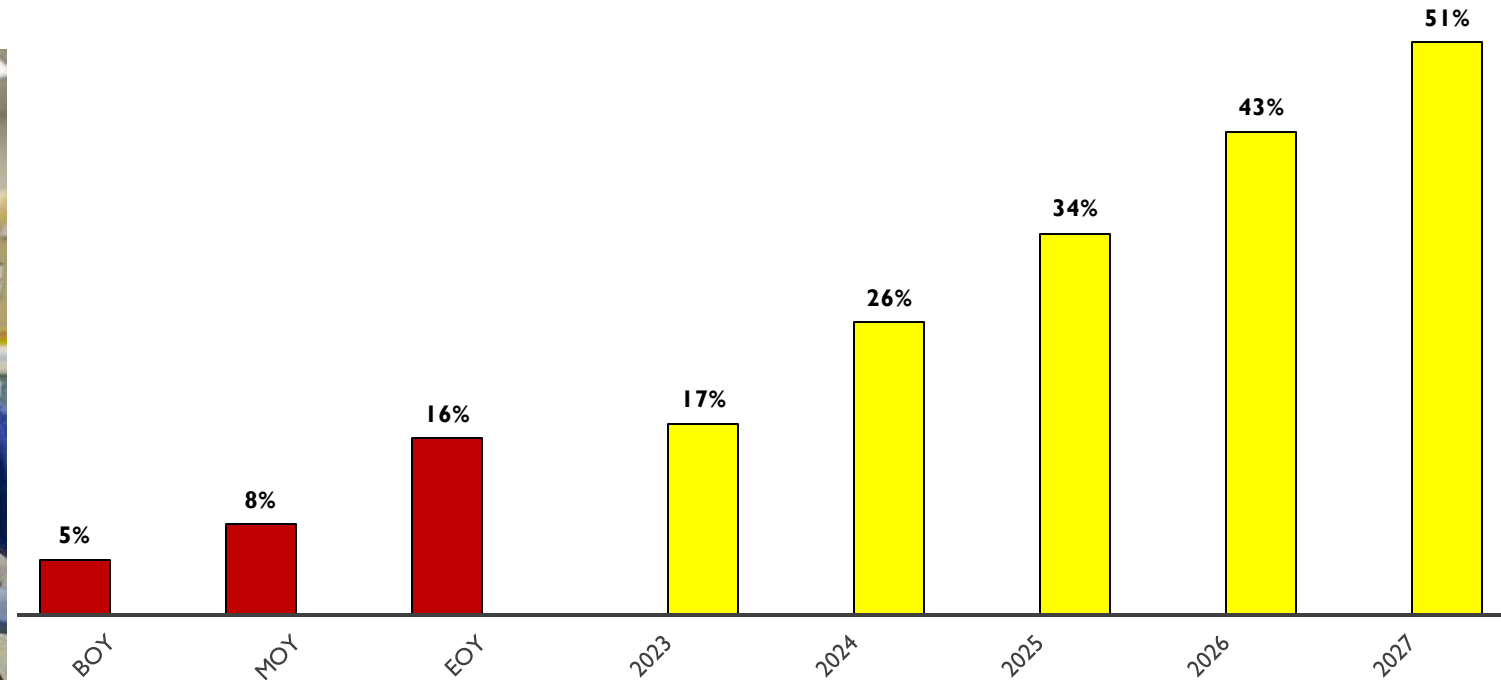
Goal Progress Measure 2.1.: The percentage of students in kindergarten meeting the on-grade level standard on a mathematics diagnostic assessment will increase from 19 percent to 50 percent by June 2027 (Baseline end of year mathematics measure June 2022).

GPM 2.1: Kindergarten Mathematics



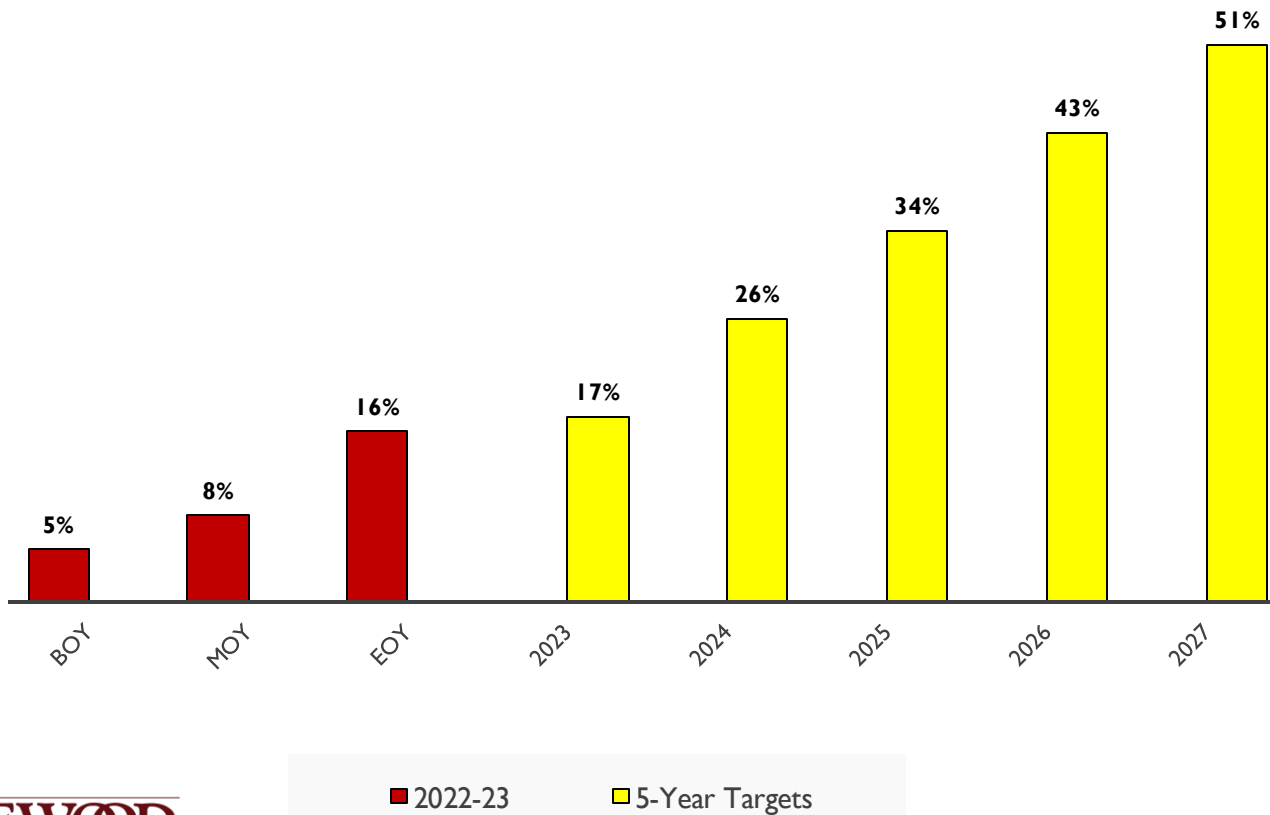
Goal Progress Measure 2.2.: The percentage of students in grade 1 meeting the on-grade level standard on a mathematics diagnostic assessment will increase from 50 percent by June 2027 (Baseline end of year mathematics measure June 2022).

GPM 2.3: Grade 2 Mathematics



Goal Progress Measure 2.3.: The percentage of students in grade 2 meeting the grade level standard on a mathematics diagnostic assessment will increase from 8 percent to 50 percent by June 2027 (Baseline end of year mathematics measure June 2022).

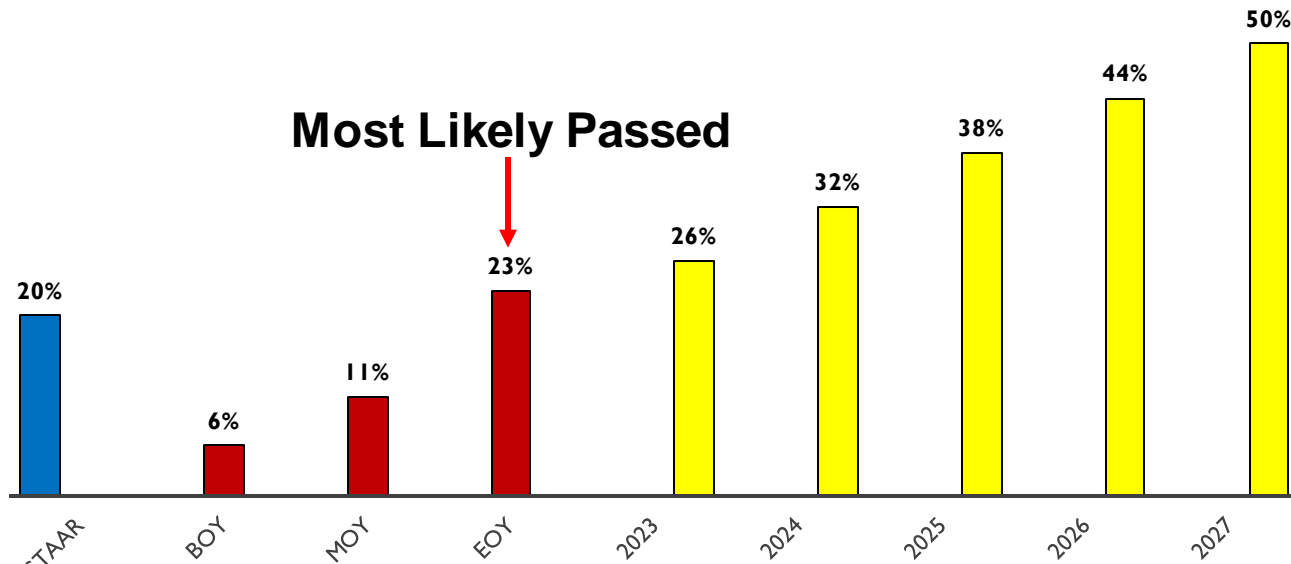
GPM 2.3: Grade 2 Mathematics



Lone Star Governance (LSG) Goal 1: The percentage of the students in grade 3 who score at “meets” or above on STAAR Reading will increase from 26 percent to 60 percent by June 2027 (Baseline Grade 3 STAAR Reading measures June 2022).

Goal 2: Grade 3 STAAR Mathematics

Most Likely Passed

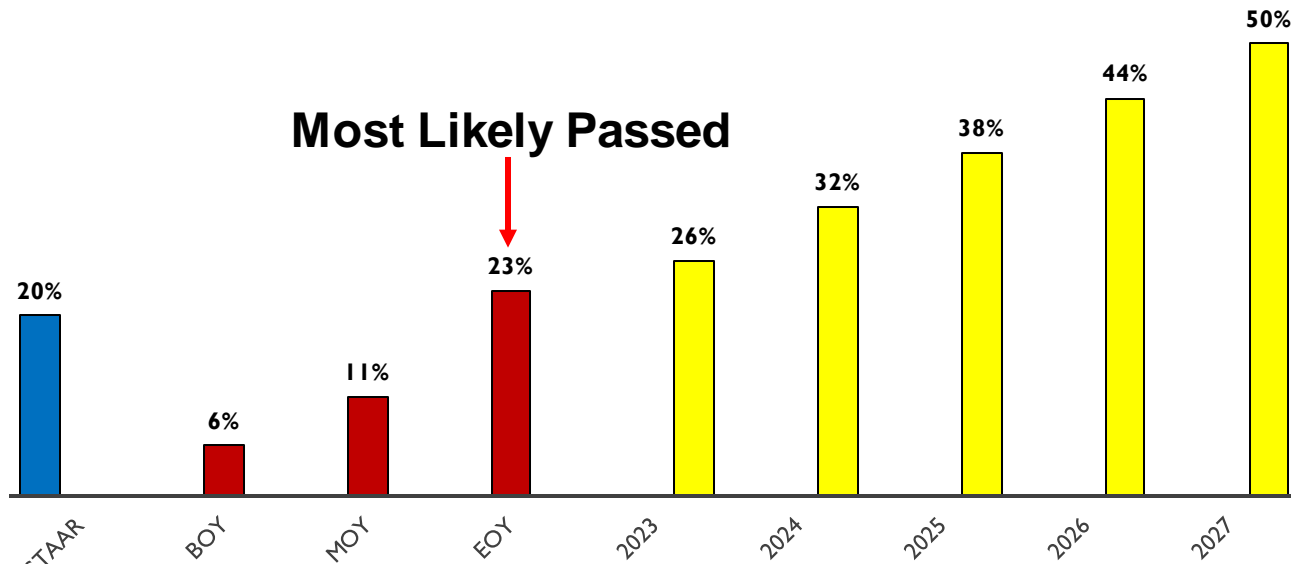


2021-22 3RD STAAR

Lone Star Governance (LSG) Goal 1: The percentage of the students in grade 3 who score at “meets” or above on STAAR Reading will increase from 26 percent to 60 percent by June 2027 (Baseline Grade 3 STAAR Reading measures June 2022).

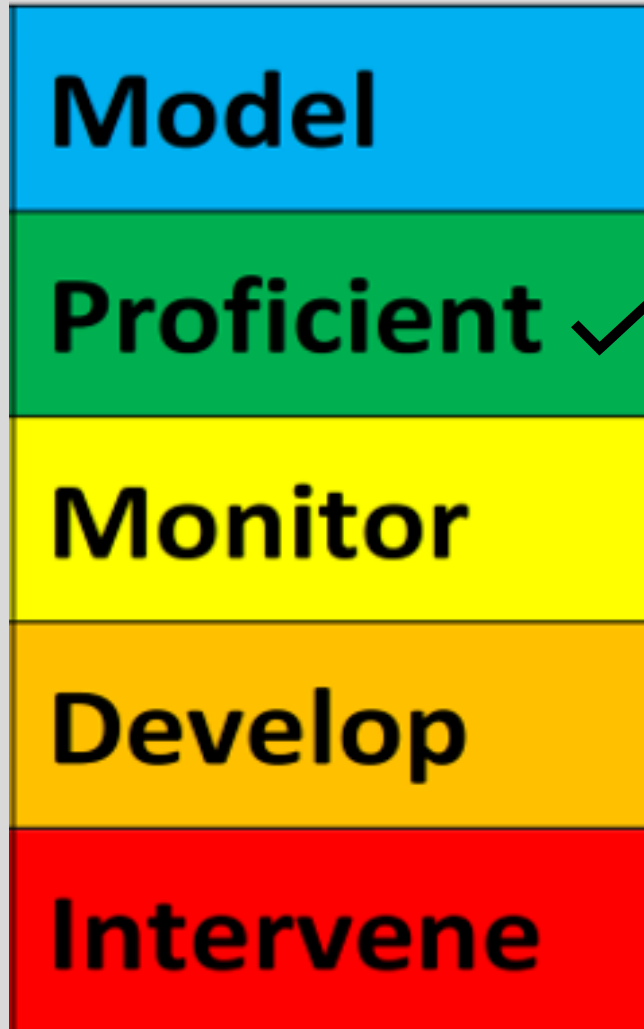
Goal 2: Grade 3 STAAR Mathematics

Most Likely Passed




2021-22 3RD STAAR

Superintendent's Evaluation



LSG Updates - Math



Reinforcements

- Focus on Stemscores (Tier 1 Resource) Foundation Routines - HQIM - Hand to Mind
- Monitor implementation of small group instruction using Stemscores & Region 4 interventions - HQIM
- Campus administration focus on walks to ensure consistent small group instruction

Refinements

- Coaching cycles focused on priority grades 2 & 3 - 2 week cycles
- Instructional Coaches continue supporting Tier 1 instruction using High Quality Instructional Materials across the district

Thank
you

