



LONE STAR GOVERNANCE
MONTHLY MONITORING REPORT
JANUARY 2023

Lone Star Governance Monthly Monitoring Report for January 2023

Priority 1: Focus on Student Success



Lone Star Governance Monitoring Calendar 2022-2023

Board Workshop Dates Board Meeting Dates YEAR 6 – 2022-2023	Student Outcome Goals Goal Progress Measures (GPM) Constraints and Board Self Evaluation
Board Workshop: September 6, 2022 Board Meeting: September 23, 2022	GPM 3.1 – Texas Success Initiative GPM 3.2 – Advanced Placement GPM 3.3 – Dual Course Credits GPM 3.4 – Industry-Based Certification
Board Workshop: October 4, 2022 Board Meeting: October 25, 2022	GPM 1.1 – Grades K Reading GPM 1.2 – Grade 1 Reading GPM 1.3 – Grade 2 Reading Board Quarterly Progress Tracker - (Q23)
Board Workshop: November 1, 2022 Board Meeting: November 15, 2022	GPM 2.1 – Grade K Math GPM 2.2 – Grade 1 Math GPM 2.3 – Grade 2 Math
Board Workshop: December 13, 2022 Board Meeting: None	CPM 2.1 – Professional Learning CPM 3.1 – Teacher Turnover Rate
Board Workshop: None Board Meeting: January 17, 2023	GPM 3.1 – Texas Success Initiative GPM 3.2 – Advanced Placement GPM 3.3 – Dual Course Credits GPM 3.4 – Industry-Based Certification Board Quarterly Progress Tracker - (Q24) Superintendent Annual Evaluation
Board Workshop: February 7, 2023 Board Meeting: February 21, 2023	GPM 1.1 – Grades K Reading GPM 1.2 – Grade 1 Reading GPM 1.3 – Grade 2 Reading
Board Workshop: None Board Meeting: March 28, 2023	GPM 2.1 – Grade K Math GPM 2.2 – Grade 1 Math GPM 2.3 – Grade 2 Math
Board Workshop: April 4, 2023 Board Meeting: April 18, 2023	GPM 3.1 – Texas Success Initiative Board Quarterly Progress Tracker - (Q25)
Board Workshop: May 2, 2023 Board Meeting: May 16, 2023	GPM 1.1 – Grades K Reading GPM 1.2 – Grade 1 Reading GPM 1.3 – Grade 2 Reading
Board Workshop: June 6, 2023 Board Meeting: June 20, 2023	GPM 2.1 – Grade K Math GPM 2.2 – Grade 1 Math GPM 2.3 – Grade 2 Math
Board Workshop: None Board Meeting: July 25, 2023	CPM 1.1 – High Need Campuses CPM 2.1 – Professional Learning CPM 3.1 – Teacher Turnover Rate Board Quarterly Progress Tracker - (Q26)
Board Workshop: August 1, 2023 Board Meeting: August 15, 2023	2022-2023 LSG Summary of Goals Met



Intended Learning Outcomes

Lone Star Governance Goal (LSG) 3

The College and Career Readiness raw score (% of graduates who met the CCMR standard) will increase from 43 percent to 85 percent by June 2027 (Baseline CCMR measure June 2022).

GPM 3.1 - Texas Success Initiative

GPM 3.2 - Advance Placement

GPM 3.3 - Dual Course Credits

GPM 3.4 - Industry Based Certification

A–F Cut Points Tables

Table 1: Student Achievement Domain: STAAR and CCMR Components

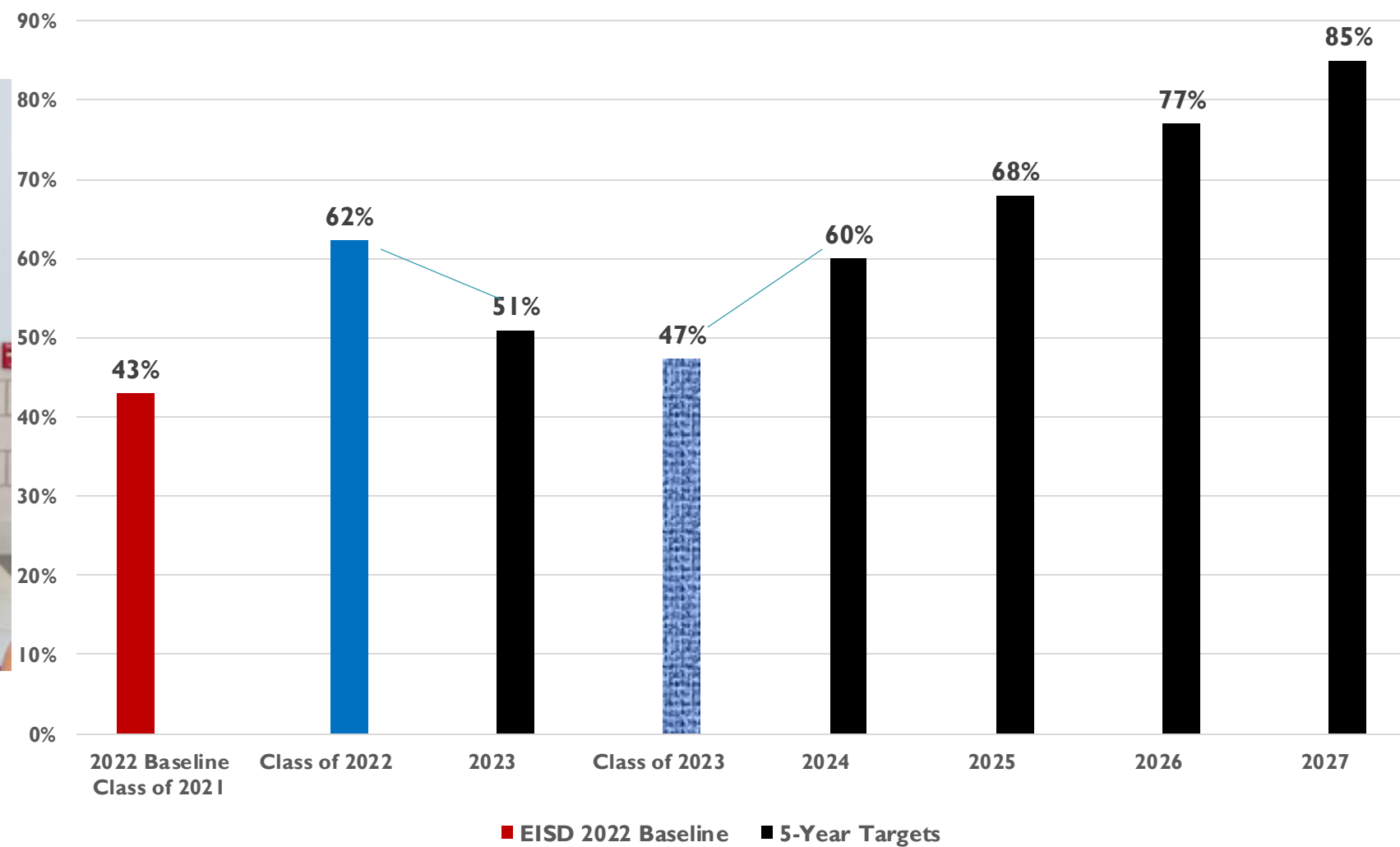
Student Achievement Domain: STAAR and CCMR Component Score Cut Points						
Rating	STAAR				CCMR	
	Elementary	Middle	HS/K–12	AEA	Non-AEA	AEA
A	60	60	60	*	88	*
B	53	49	53	*	78	*
C	41	38	41	*	64	*
D	35	32	35	*	51	*

**AEA cut points will be available later this month*

Lone Star Governance Goal (LSG) 3: The College, Career, and Military Readiness raw score (% of graduates who met the CCMR standard) will increase from 43 percent to 85 percent by June 2027 (Baseline CCMR measure June 2022).


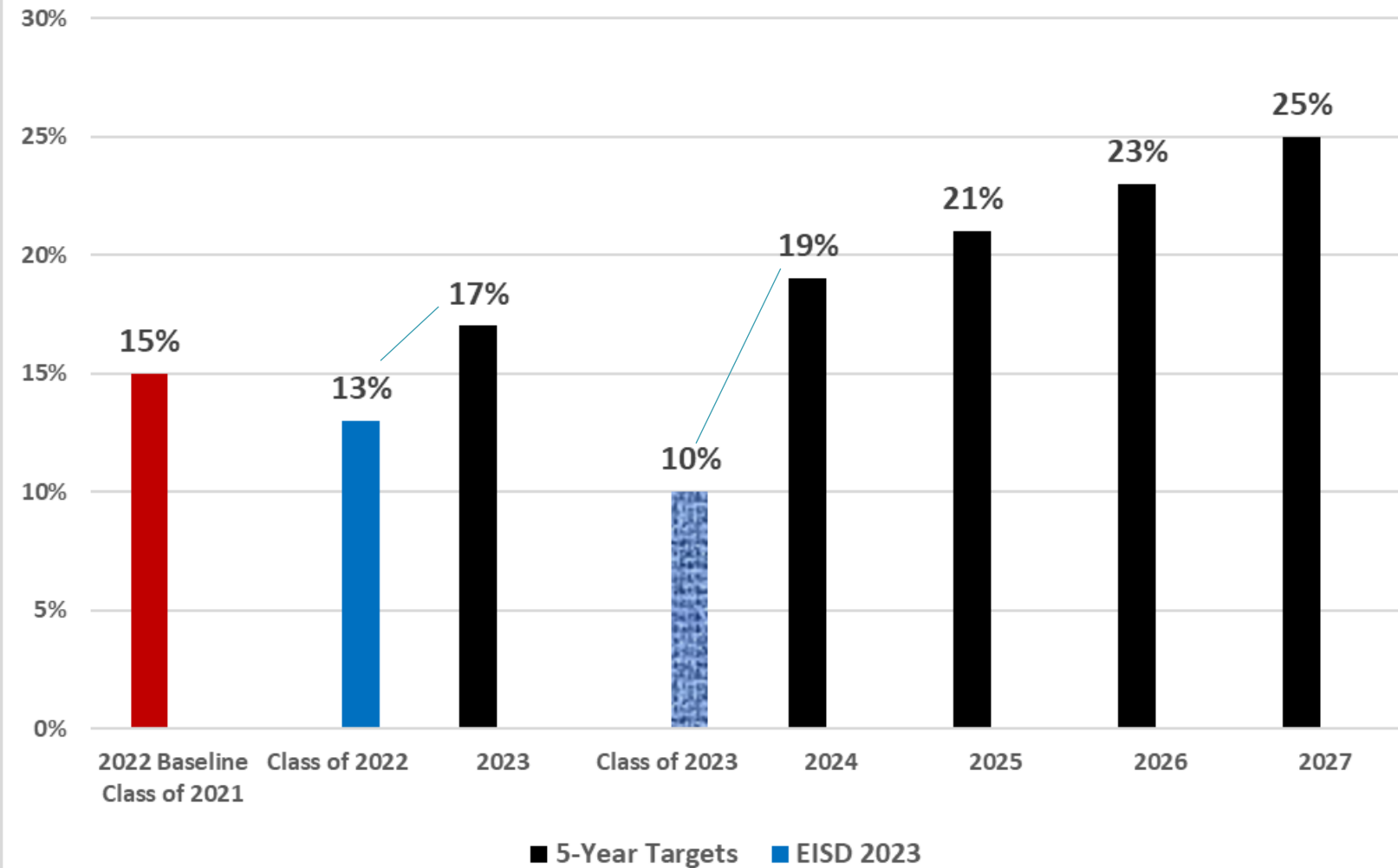


2022-2023 Goal 3 College and Career Readiness
Baseline and Targets



Goal Progress Measure 3.1: The percentage of students meeting Texas Success Initiative (TSI) criteria in both ELA/Reading and Mathematics on any of the assessments (Texas Success Initiative Assessment (TSIA), SAT, ACT, College Prep Course) will increase from 15 percent to 25 percent by June 2027 (Baseline Texas Success Initiative measure June 2022).

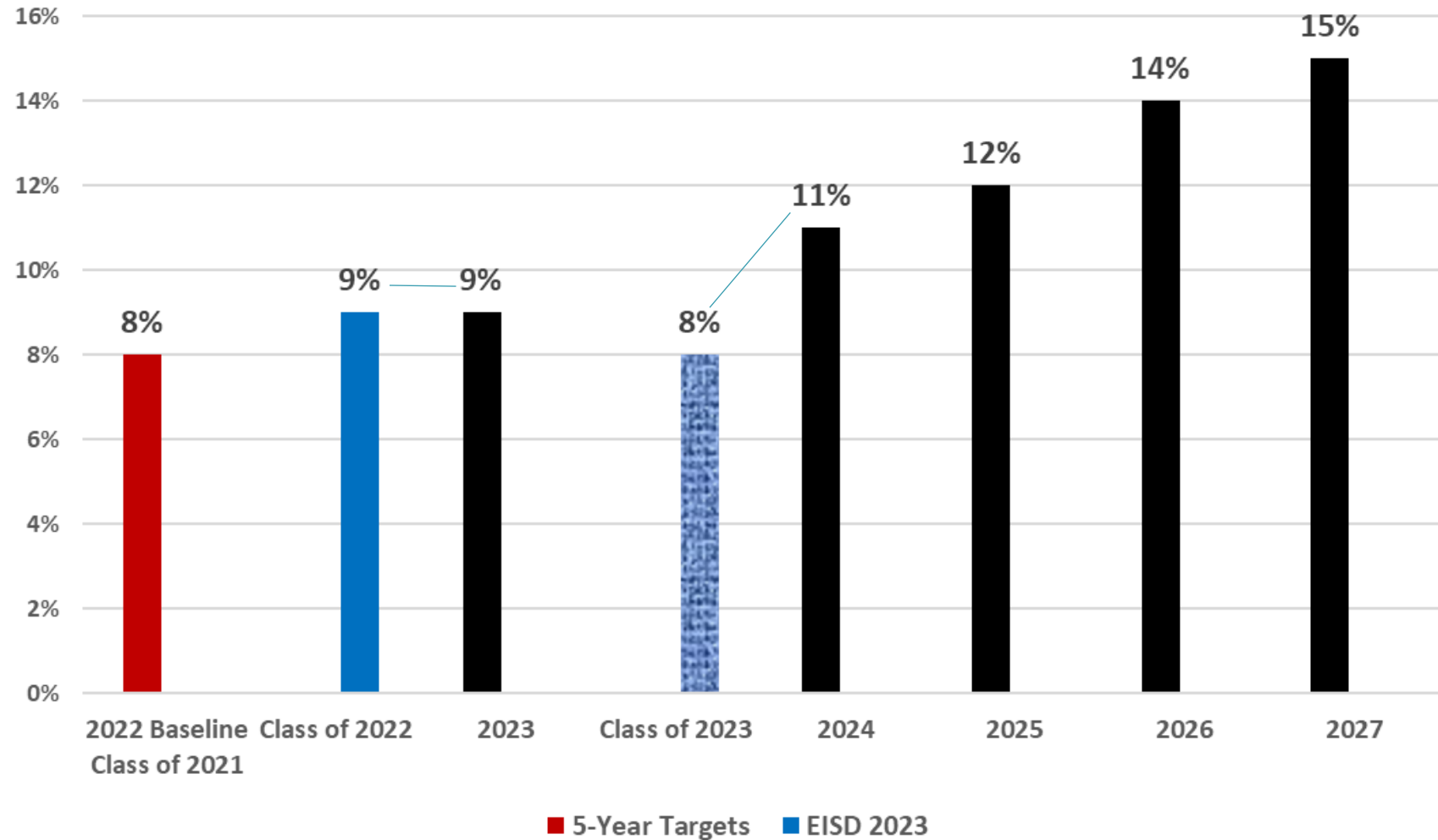
GPM 3.1 Texas Success Initiative



Goal Progress Measure 3.2: The percentage of students meeting the criterion score on an Advanced Placement (AP) or International Baccalaureate (IB) examination in any subject area (criterion score is 3 or more for AP and 4 or more for IB) will increase from 8 percent to 15 percent by June 2027 (Baseline Texas Success Initiative measure June 2022).

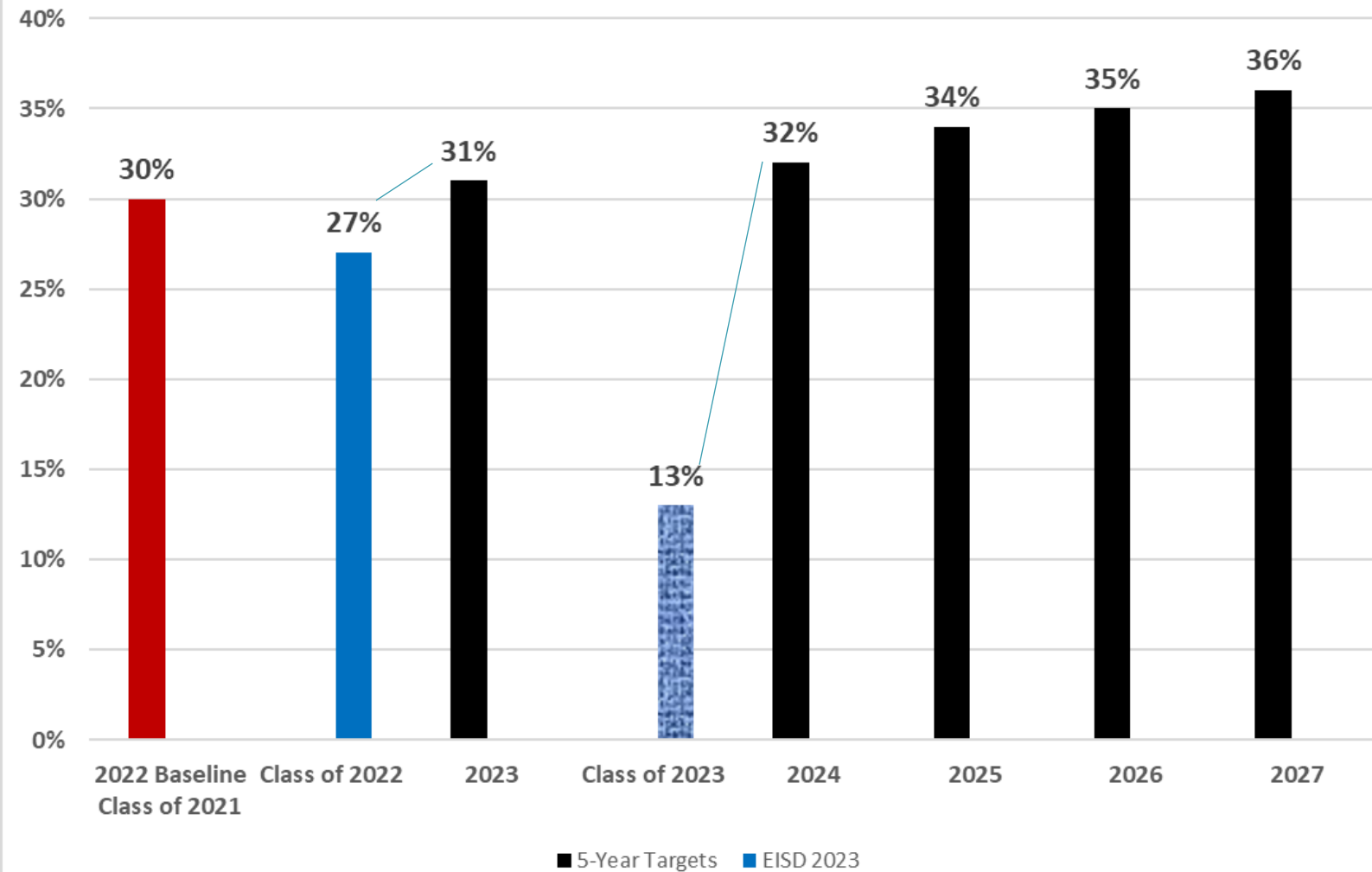


GPM 3.2 Advanced Placement



Goal Progress Measure 3.3: The percentage of students completing and earning dual credit hours for at least 3 credit hours in English Language Arts (ELA) or Mathematics or at least 9 credit hours in any subject will increase from 30 percent to 36 percent by June 2027 (Baseline Dual Credit Hours measure June 2022).

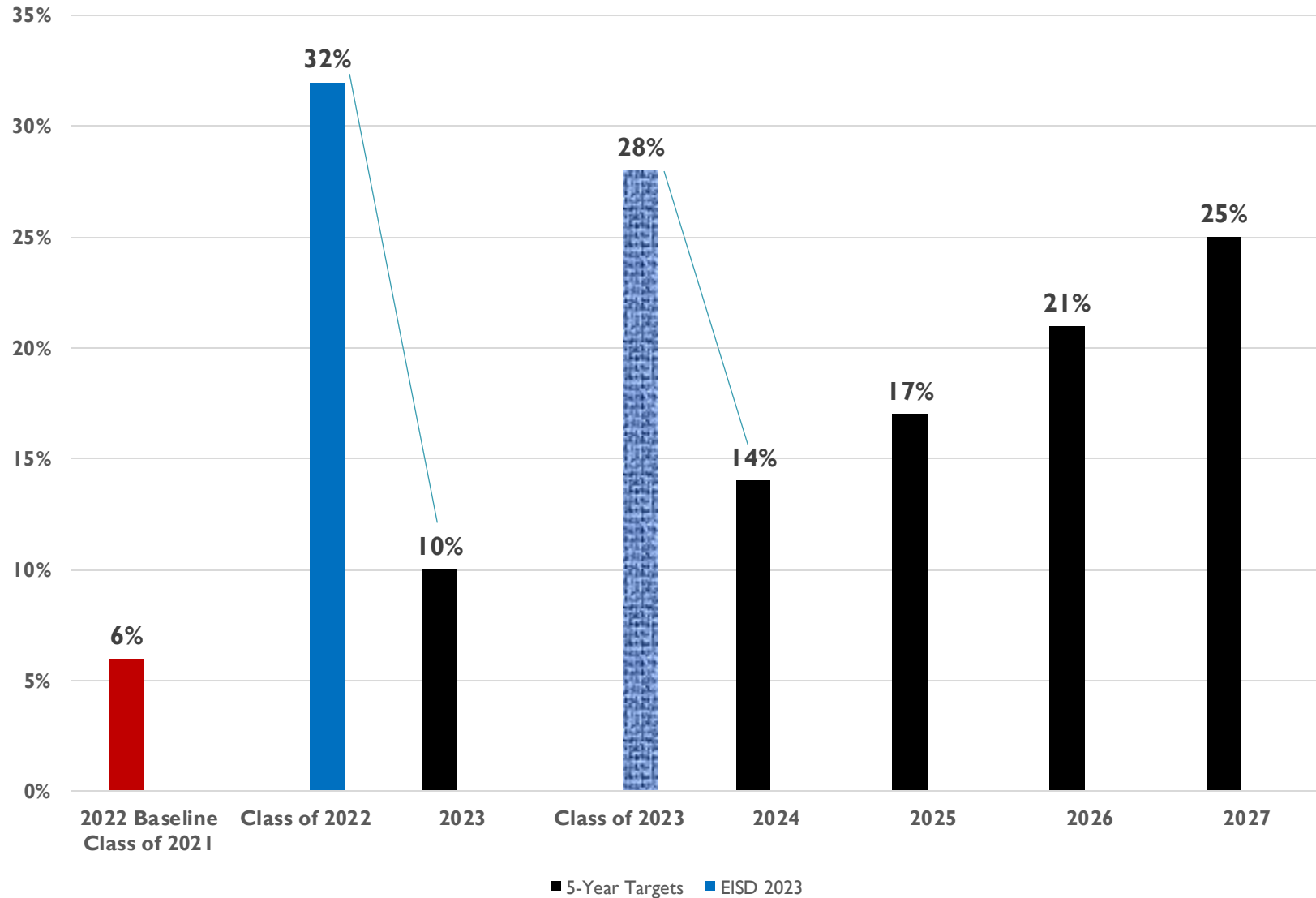
Dual Credit Hours



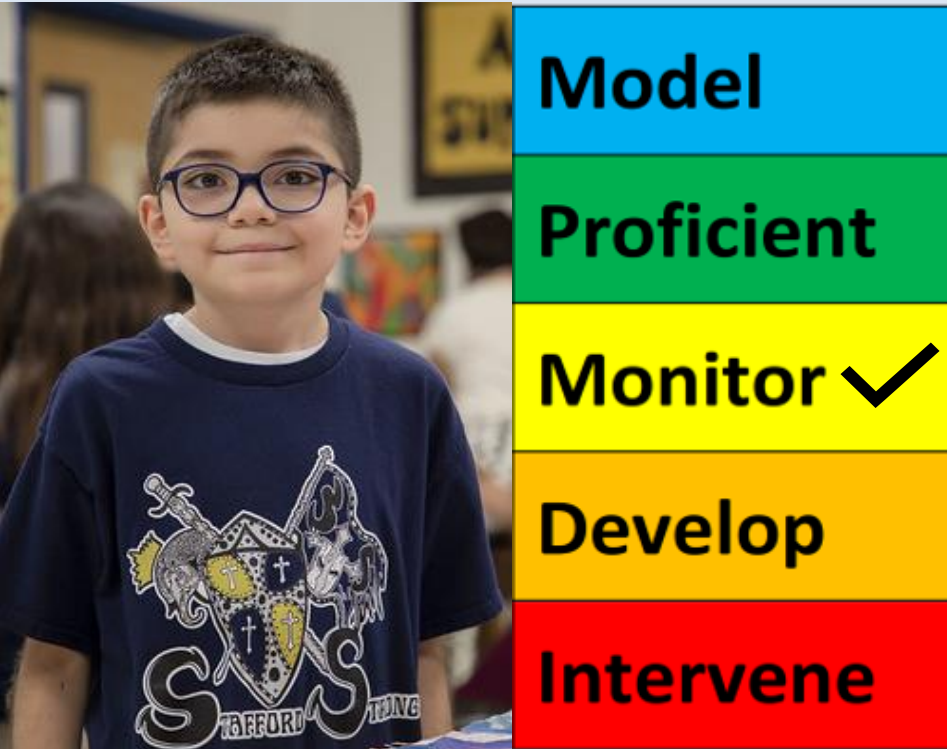
Goal Progress Measure 3.4: The percentage of graduates earning an industry-based certificate under 19 TAC 74.1003 to increase from 6 percent to 25 percent by June 2027 (Baseline Industry-Based Certificate measure June 2022).



Industry Certification



Superintendent's Evaluation



Model

Proficient

Monitor ✓

Develop

Intervene

Goal 3: College, Career, and Military Readiness (CCMR) Accountability

- All data is based on the previous year graduates.
- The 2023 CCMR scores are based on the Class of 2022
- The 2024 CCMR scores are based on the Class of 2023
- TEA changed the score for a "C" from a 60 to 64 and changed the score for an "A" from a 90 to an 88.

GPM 3.1 - Texas Success Initiative

- Class of 2023: TSIA, SAT and ACT tests not all completed, College Prep classes end in May 2023

GPM 3.2 - Advance Placement

- AP scores arrive July 2023

GPM 3.3 - Dual Course Credits

- Dual credit courses end in May 2023

GPM 3.4 - Industry Based Certification

- 2023 Accountability changes - Students must complete a level 2 CTE course which end in May 2023
- Certain CTE courses do not allow students to test until they turn 18, end of the year or after they graduate.

Any
Questions
???



Thank
You!



**Regular Board Meeting
January 17, 2023**



**Board Quarterly Progress Tracker
Twenty-Fourth**

Lone Star Governance

QUARTERLY PROGRESS TRACKER

School Board: Edgewood Independent School District				Date: January 17, 2023		Quarter: 24
Framework	Three Quarters Ago	Two Quarters Ago	One Quarter Ago	Current Quarter	Next Quarter	Total Possible Points
Vision & Goals 1	12	12	12	12	15	15
Vision & Goals 2	12	12	12	12	15	15
Vision & Goals 3	9	9	9	9	10	10
Vision & Goals 4	4	4	4	4	5	5
Progress & Accountability 1	15	15	15	15	15	15
Progress & Accountability 2	5	5	5	5	5	5
Systems & Processes	12	12	12	12	15	15
Advocacy & Engagement	10	10	10	10	10	10
Synergy & Teamwork	10	10	10	10	10	10
TOTAL SCORE	89	89	89	89	100	100