



# Monthly Board Report for August and September 2021

*Continuous Improvement for Governing Teams*



# VISION 2025


Board Meeting  
September 21, 2021



**Enrollment 8411**  
**As of September 16, 2021**

# Edgewood ISD Constraints and Assumptions

# Board and Superintendent Goals



**1**

**Focus on  
Student  
Success**

**2**

**Focus on  
Student,  
Families, and  
Community**

**3**

**Focus on  
Operational  
Excellence**

**4**

**Focus on  
Employee and  
Organizational  
Improvement**

**5**

**Focus on  
Financial  
Stewardship**





# Monthly Board Report for August 2021

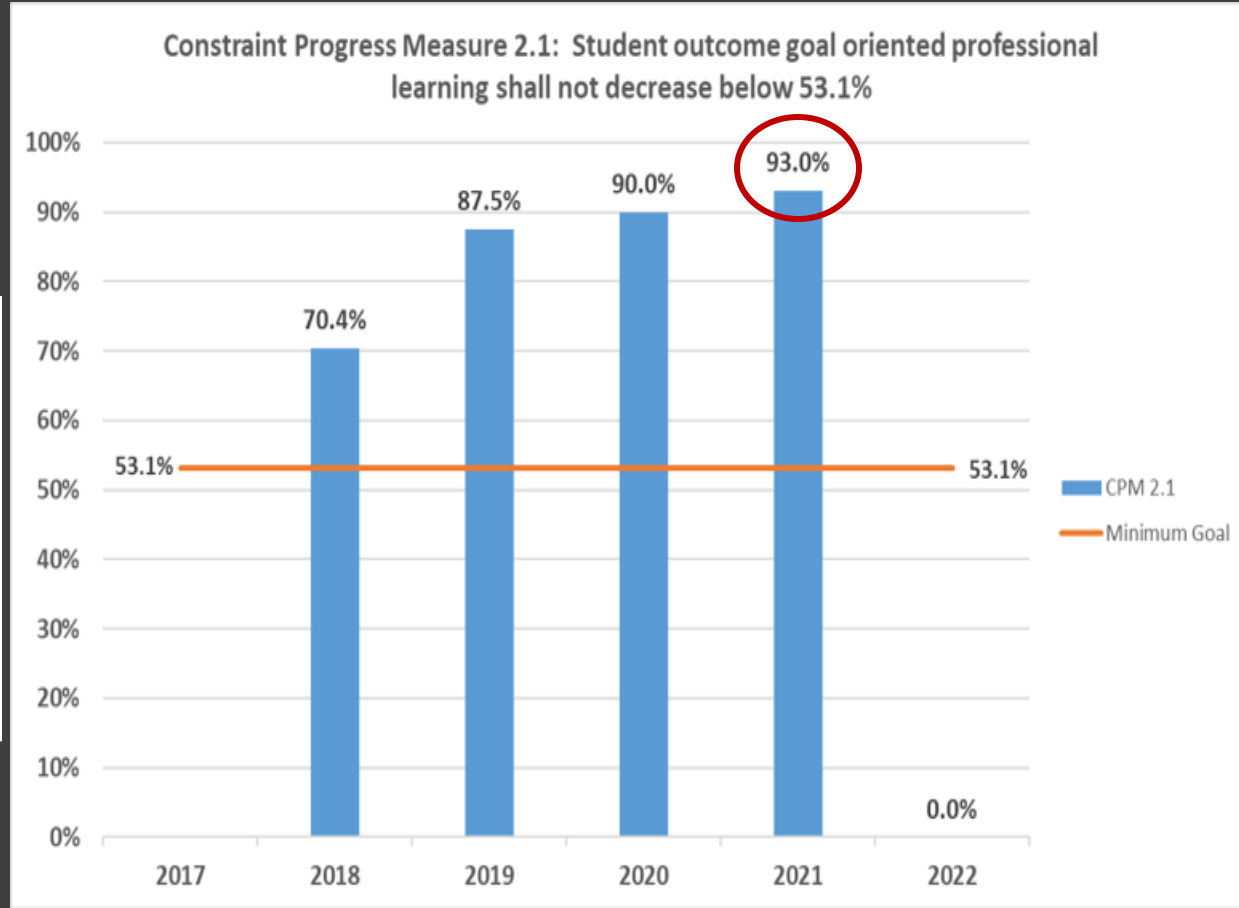




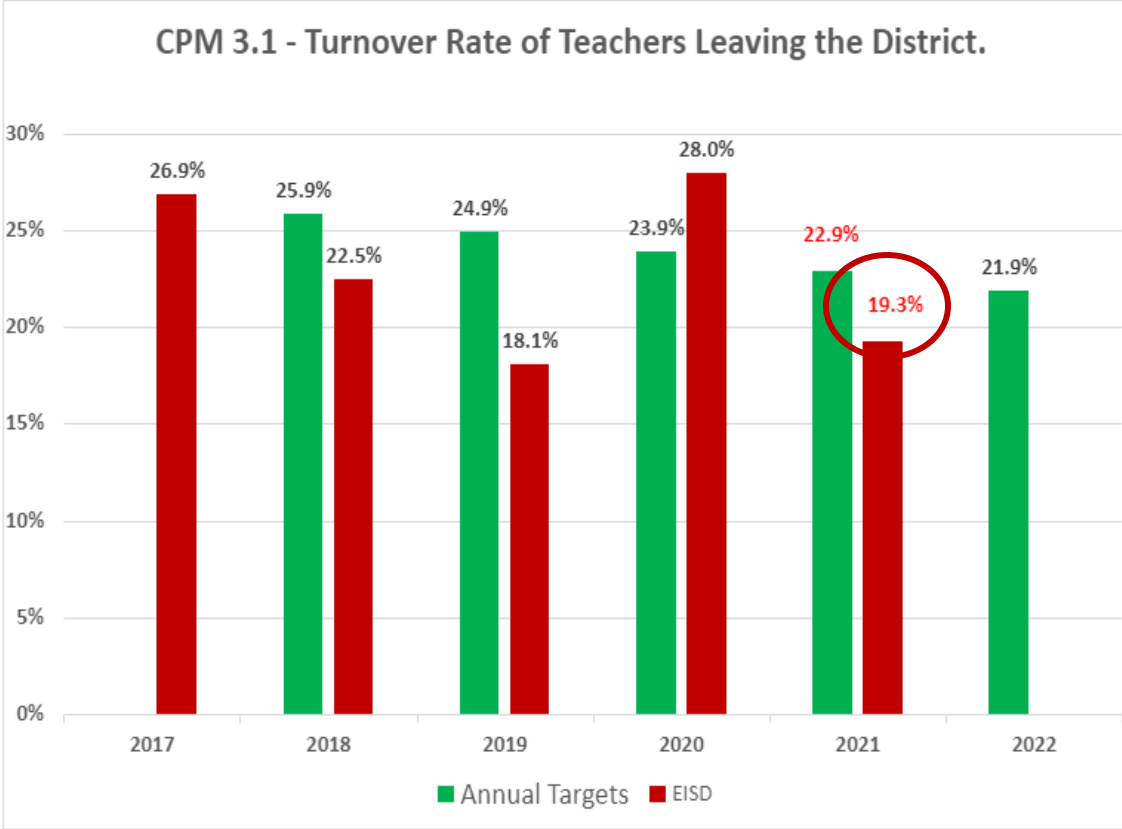
## Intended Learning Outcomes

- **Constraint 2:** The Superintendent shall not allow student outcome goal oriented professional learning to decrease (Baseline established January 2018).
- **Constraint Progress Measure 3.1:** The turnover rate of teachers leaving the district will decrease from 26.9% to 21.9% by June 2022 (Baseline based on 2016 Texas Academic Performance Report).
- **Review 2020-2021 LSG Goals**



Constraint Progress Measure 2.1: The superintendent shall not allow student outcome goal oriented professional learning to decrease from 53.1% by the end of the school year.



# Constraint Progress Measure 3.1: The turnover rate of teachers leaving the district will decrease from 26.9% to 21.9% by the end of school year 2022.



# Summary of Goals Met for 2020-2021





AUGUST 2021 BOARD REPORT

Lone Star Governance Goals

STUDENT OUTCOME GOALS	2017 Scores	2018 Scores	2019 Scores	2020 Scores	2021 Scores	2021 GOAL	5-Year GOAL
Student Outcome Goal 1: The percent of students in grades K-3 reading on or above grade level will increase from 54% to 64% by the end of school year 2022 (Baseline measure May 2017).	54%	58%	54%		32%	62%	64%
Goal Progress Measure 1.1: The percent of students in grades K and 1 reading on or above grade level will increase from 55% to 64% by the end of school year 2022 (Baseline measure May 2017).	55%	58%	51%		31%	62%	64%
Goal Progress Measure 1.2: The percent of students in grade 2 reading on or above grade level will increase from 58% to 64% by the end of the school year 2022 (Baseline measure May 2017).	58%	61%	52%		34%	62%	64%
Goal Progress Measure 1.3: The percent of students in grade 3 reading on or above grade level will increase from 51% to 64% by the end of the school year 2022 (Baseline measure May 2017).	51%	55%	62%		33%	61%	64%
Student Outcome Goal 2: The percent of students in grades 3 - Algebra 1 meeting standard on STAAR mathematics will increase from 66% to 76% by the end of school year 2023 (Baseline measure 2018 STAAR Mathematics).		66%	64%		35%	72%	76%
Goal Progress Measure 2.1: The percent of students in grade 3 meeting standard on STAAR mathematics will increase from 63% to 77% by the end of school year 2023 (Baseline measure 2018 STAAR Mathematics).		63%	66%		34%	72%	77%
Goal Progress Measure 2.2: The percent of students in grade 5 meeting standard on STAAR mathematics will increase from 77% to 84% by the end of school year 2023 (Baseline measure 2018 STAAR Mathematics).		77%	76%		41%	82%	84%
Goal Progress Measure 2.3: The percent of students in Algebra 1 meeting standard on STAAR Algebra 1 End-of-Course will increase from 73% to 83% by the end of school year 2023 (Baseline measure 2018 STAAR Mathematics).		37%	74%		43%	79%	83%
STUDENT OUTCOME GOAL 3: The College, Career, and Military Readiness scaled score will increase from 61 to 82 (Baseline measure Class of 2017 reported in 2018).		61	83		80	73	82
Goal Progress Measure 3.1: The percent of students meeting Texas Success Initiative (TSI) criteria in both ELA/reading and mathematics on any of the assessments (Texas Success Initiative Assessment (TSIA), SAT, ACT, College Prep Course) will increase from 16% to 25% (Baseline Class of 2017 reported in 2018).		16%	22%		17%	22%	25%
Goal Progress Measure 3.2: The percent of students meeting the criterion score on an AP or IB examination in any subject area (criterion score is 3 or more for AP and 4 or more for IB) will increase from 8% to 18% (Baseline Class of 2017 reported in 2018).		8%	11%		13%	14%	18%
Goal Progress Measure 3.3: The percent of students completing and earning credit for at least three credit hours in English language arts (ELA) or mathematics or at least nine credit hours in any subject will increase from 13% to 25% (Baseline Class of 2017 reported in 2018).		13%	11%		31%	21%	25%
Goal Progress Measure 3.4: The percent of graduates earning an industry-based certificate under 19 TAC, 74.1003 to increase from 1% to 10% (Baseline Class of 2017 reported in 2018).		1%	2%		8%	7%	10%
<b>BOARD CONSTRAINTS ON THE SUPERINTENDENT</b>							
Constraint 1: The superintendent shall not allow adult convenience or preference to take priority over the academic progress of our students.							
CPM 1.1: The number of TEA designated high-need campuses with teachers with less than two years' experience will decrease to 0 by the end of school year 2022 (Baseline established August 2017).	1	6	7	7	7	0	0
Constraint 2: The superintendent shall not allow student outcome goal oriented professional learning to decrease (Baseline established January 2018).							
CPM 2.1: The superintendent shall not allow student outcome goal oriented professional learning to decrease from 53.1% by the end of school year 2022.	>53.1%	70.4%	87.5%	90.0%	93.0%	>53.1%	> 53.1%
Constraint 3: The superintendent shall not allow the percentage of the top quartile of teachers leaving the district to increase.							
CPM 3.1: The turnover rate of teachers leaving the district will decrease from 26.9% to 21.9% by the end of school year 2022. (Baseline based on 2016 Texas Academic Performance Report).	26.9%	22.5%	18.1%	28.0%	19.3%	23.9%	21.9%

Goal 3 Not Assessed in 2016-2017

Texas Education Agency has identified all districts and campuses Not Rated: Declared State of Disaster for the 2019-2020 school year.



# LGS Goals for August 2021




# Monthly Board Report for September 2021



# Intended Learning Outcomes



- **LSG GPM 3.1** – Texas Success Initiative
- **LSG GPM 3.2** – Advance Placement/International Baccalaureate
- **LSG GPM 3.3** – Dual Course Credit
- **LSG GPM 3.4** – Industry Based Certification
- **CPM 1.1** – High Need Campuses
- **CPM 3.1** – Teacher Turnover Rate

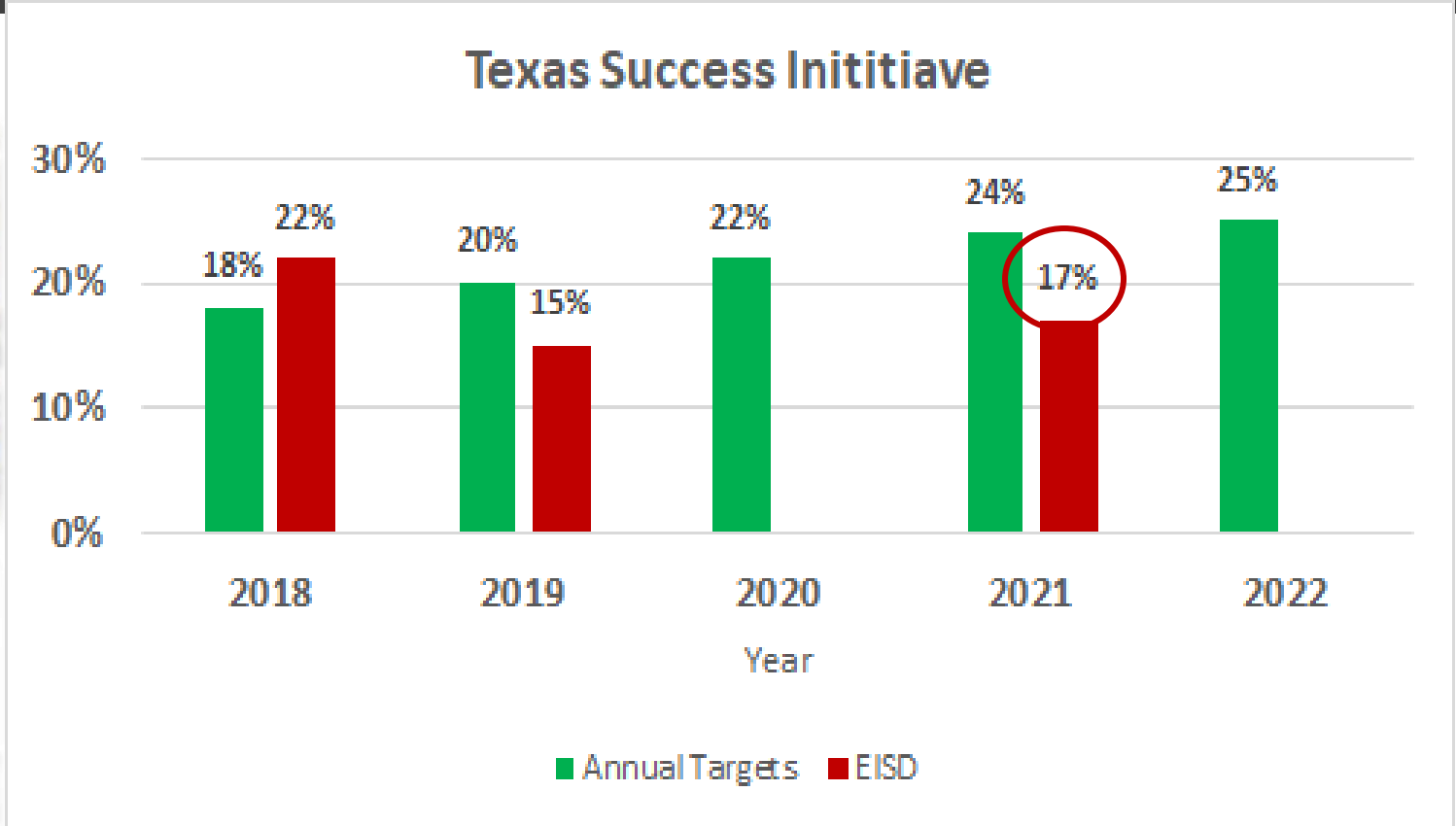


## Lone Star Governance Goal 3


The College, Career, and Military Readiness scaled score will increase from 61 percent to 82 percent by June 2023. (Baseline measure class of 2017 reported in 2018)



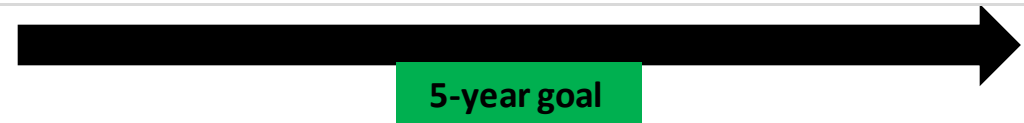
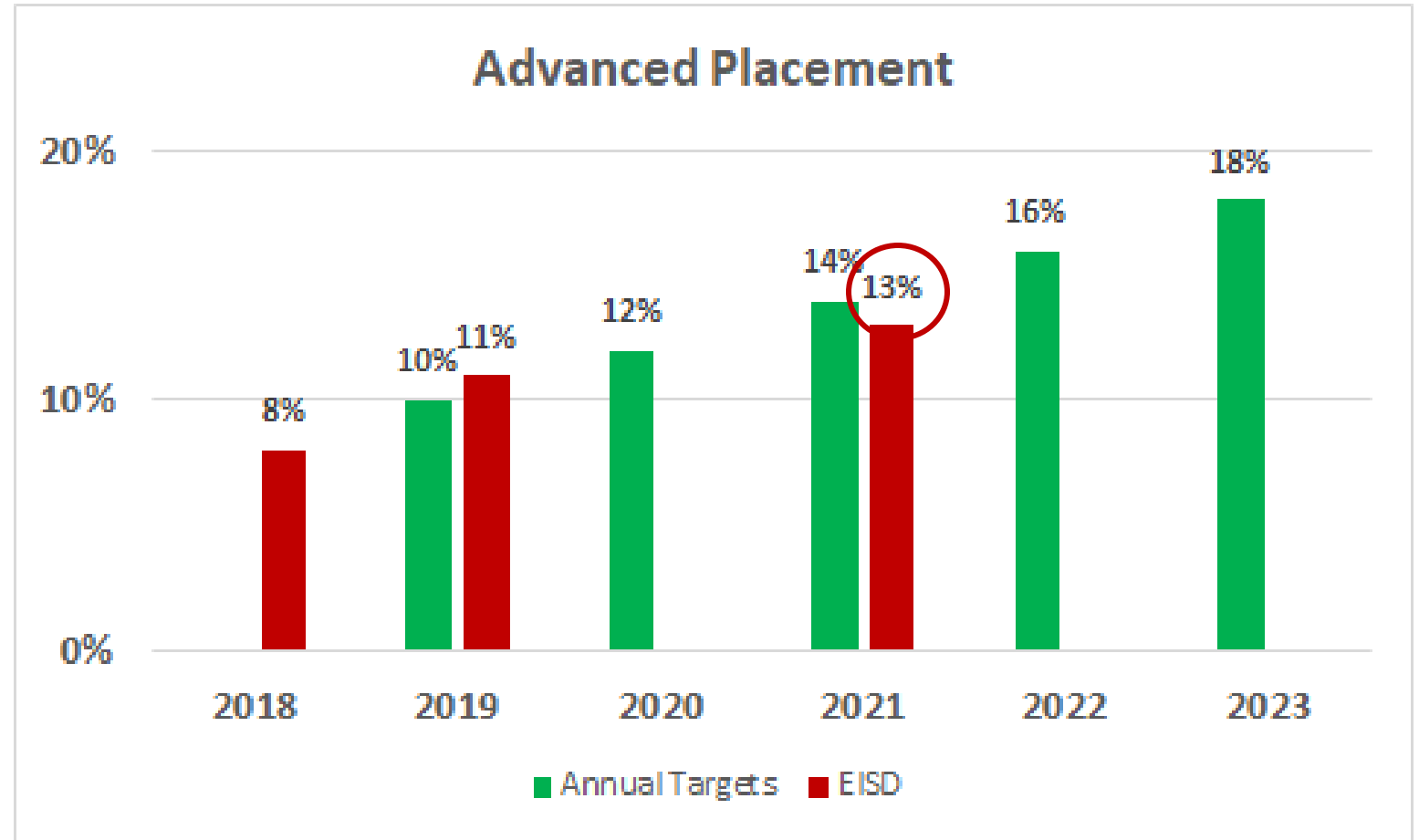
**Goal Progress Measure 3.1:** The percent of students meeting Texas Success Initiative (TSI) criteria in both ELA/Reading and Mathematics on any of the assessment (Texas Success Initiative Assessment (TSIA), SAT, ACT, College Prep Course) will increase from 16% to 25% (Baseline of 2017 reported in 2018)



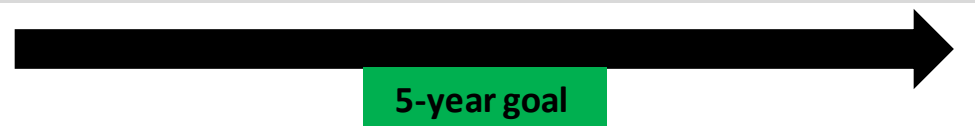
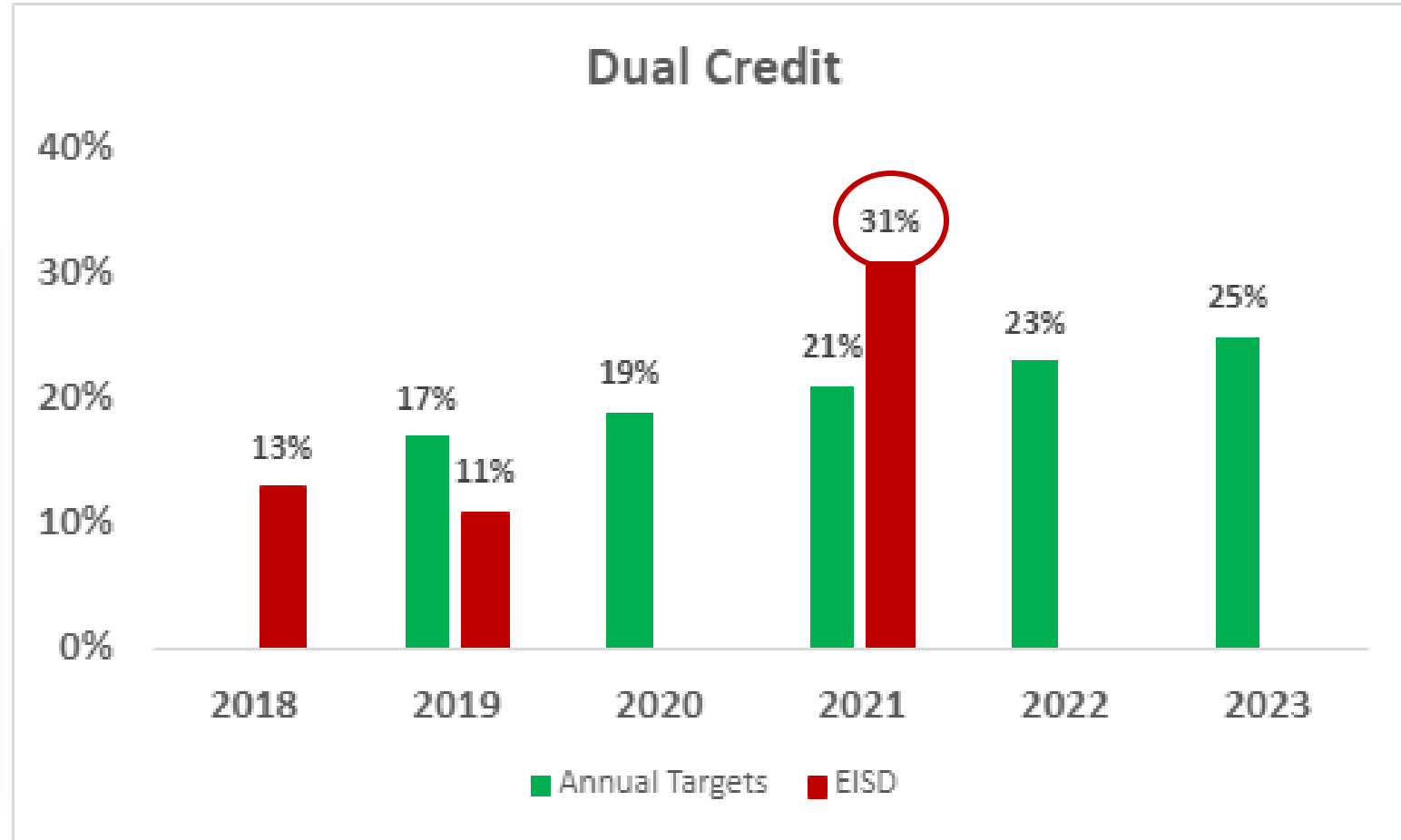
**Goal Progress Measure 3.2:** The percent of students meeting the criterion score on an Advanced Placement (AP) or International Baccalaureate (IB) examination in any subject area (criterion score is 3 or more for AP and 4 or more for IB) will increase from eight percent to 18 percent by June 2023. (Baseline class of 2017 reported in 2018)



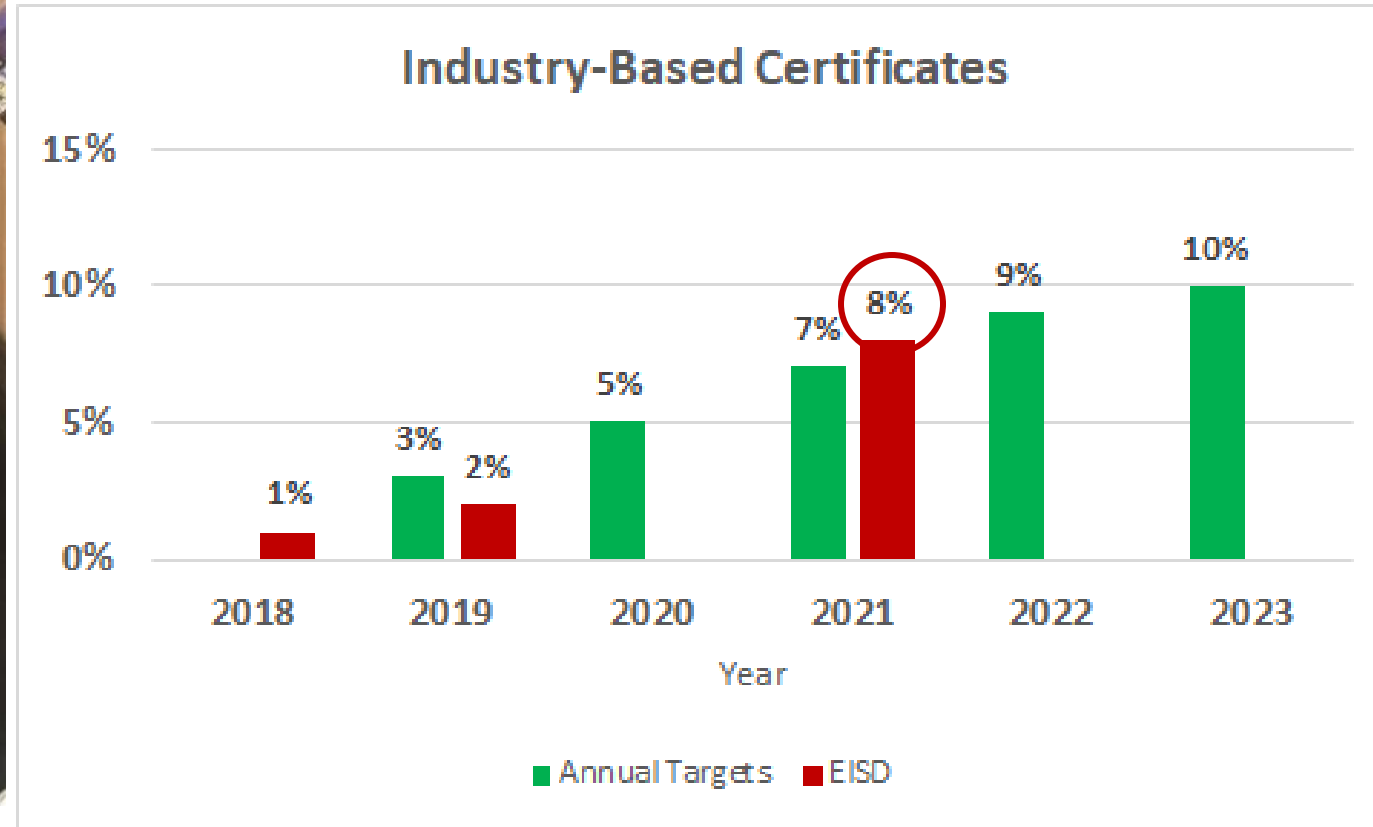
**NATIONAL MERIT  
SCHOLARSHIP PROGRAM**



**Goal Progress Measure 3.3:** The percent of students completing and earning credit for at least 3 credit hours in English Language Arts (ELA) or Mathematics or at least 9 credit hours in any subject will increase from 13 percent to 25 percent by June 2023. (Baseline class of 2017 reported in 2018)



**Goal Progress Measure 3.4:** The percent of graduates earning an industry-based certificate under 19 TAC 74.1003 to increase from one percent to ten percent by June 2023. (Baseline class of 2017 reported in 2018)





# Reinforcement



- Providing targeted support for all TSI examinations
- Increase enrollment in the College Prep courses for English 1/2 and Algebra 1
- Increase in enrollment in Advance Placement and Dual Credit courses
- Garner industry support through CTE Advisory Committees
- Monitor CTE course sequences to align to industry certification standards and exams
- Increase CTE Dual Credit courses for college credit
- Track graduates for CCMR completion
- Successful beginning of 2021-22 industry certification programs



2021-22

John F. Kennedy High School

- Aircraft Airframe Technician, A.A.S.
- Cyber Defense Operations, A.A.S.
- Computer Science, A.S.



**PATHWAYS IN  
TECHNOLOGY  
EARLY COLLEGE  
HIGH SCHOOL**



**TEXAS  
COLLEGE &  
CAREER  
READINESS  
SCHOOL  
MODELS**

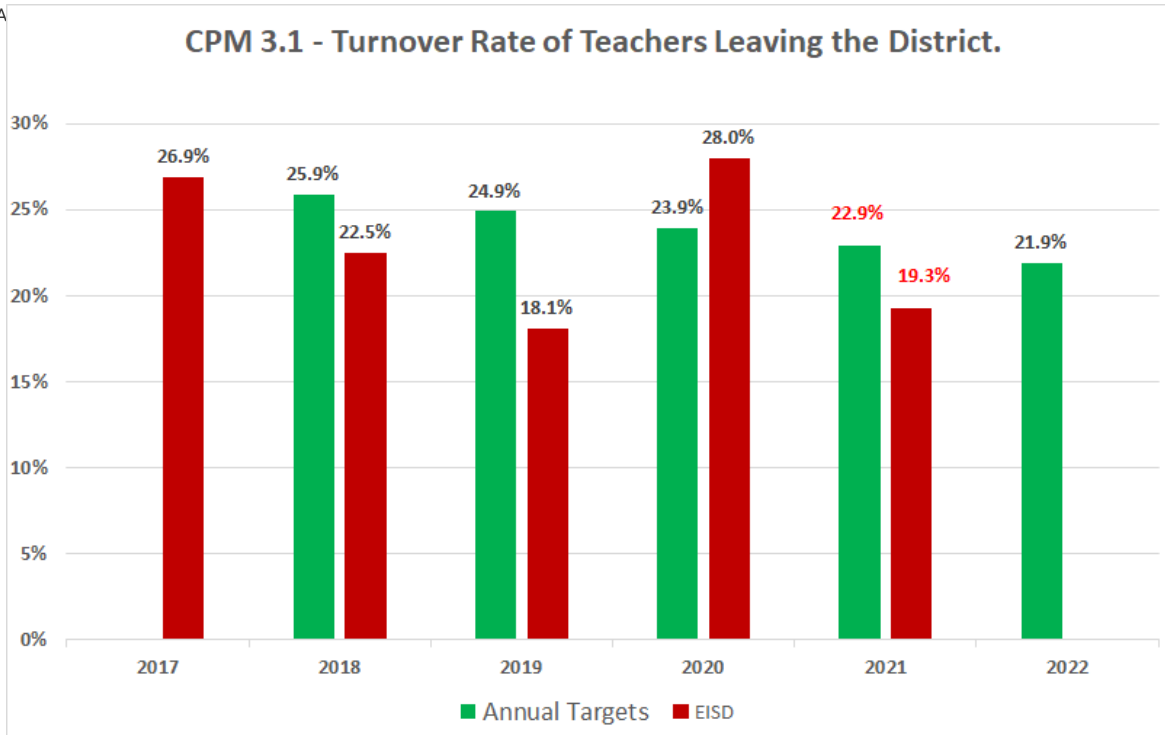


# CPM 1.1 - High Need Campuses

JOHN F KENNEDY H S	Targeted Support
MEMORIAL H S	Comprehensive Progress
BRENTWOOD MIDDLE	Comprehensive Identified
E T WRENN MIDDLE	Targeted Support
GUS GARCIA MIDDLE	Comprehensive Identified
ALONSO S PERALES EL	Comprehensive Identified
GARDENDALE EL	Targeted Support
L B JOHNSON EL	Comprehensive Identified
LAS PALMAS EL	Targeted Support
LOMA PARK EL	Comprehensive Identified
ROOSEVELT EL	Targeted Support
STAFFORD EL	Targeted Support
WINSTON EL	Comprehensive Identified
H B GONZALEZ EL	Targeted Support



# Constraint Progress Measure 3.1: The turnover rate of teachers leaving the district will decrease from 26.9% to 21.9% by the end of school year 2022.





# Superintendent Evaluation



- Exceeded Dual Credit 2021 goal - 31%
- Exceeded Industry Certification 2021 goal - 8%
- Expanded AP and Dual Credit opportunities for students at Fine Arts Academy
- Track graduates for CCMR completion
- Adjust course offerings to align to standards and industry certification exams
- Established P-TECH at Kennedy HS in 2021-22



	<b>Model</b>
<b>v</b>	<b>Proficient</b>
	<b>Monitor</b>
	<b>Develop</b>
	<b>Intervene</b>

# Any Questions?



# EDGEWOOD

INDEPENDENT SCHOOL DISTRICT

*San Antonio*