



LONE STAR GOVERNANCE
Monthly Board Report for July 2020
Continuous Improvement for Governing Teams
Board Work Session: July 21, 2020



Intended Learning Outcomes

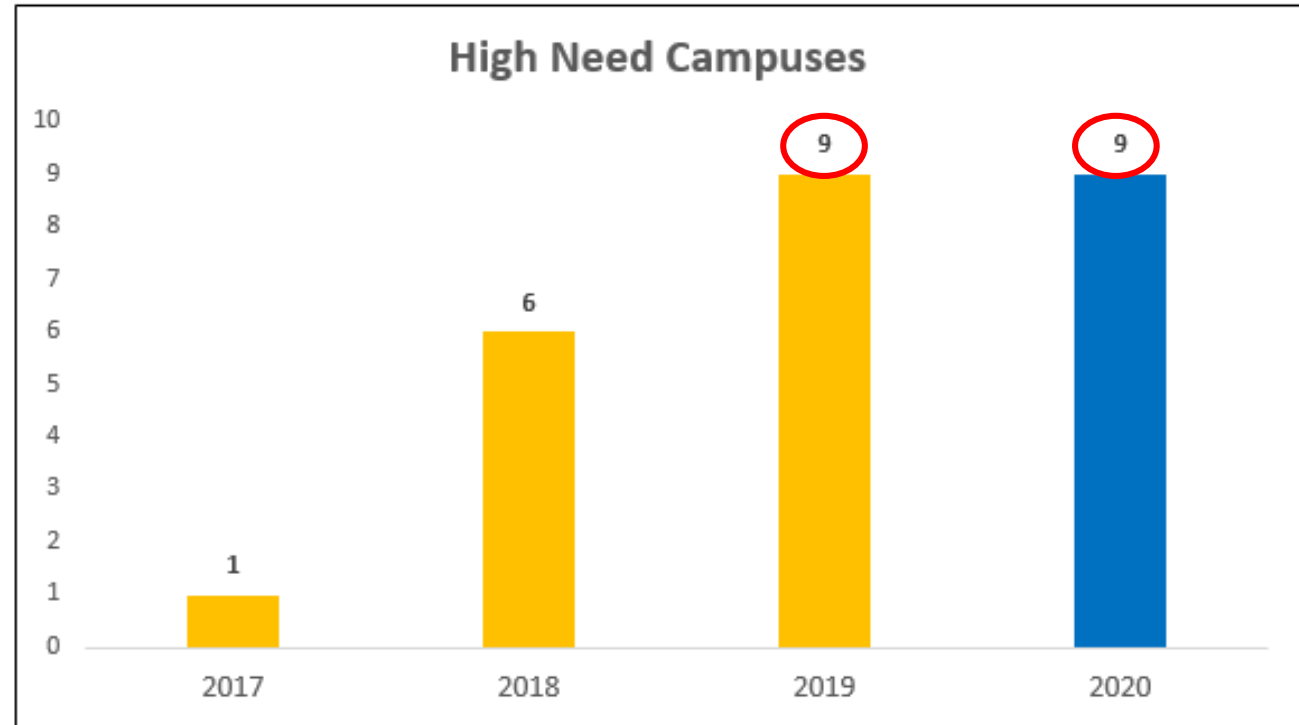
Constraint Progress Measure 1.1: The number of TEA designated high-need campuses with teachers with less than two years' experience will decrease to 0 by the end of the school year 2022 (Baseline established August 2017) .

Assessment and Accountability

Texas Education Agency has identified all districts and campuses
***Not Rated: Declared State of Disaster for the
2019-2020 school year.***



Constraint Progress Measure 1.1: The number of TEA designated high-need campuses with teachers with less than two years' experience will decrease to 0% by the end of school year 2022 (Baseline established August 2017).




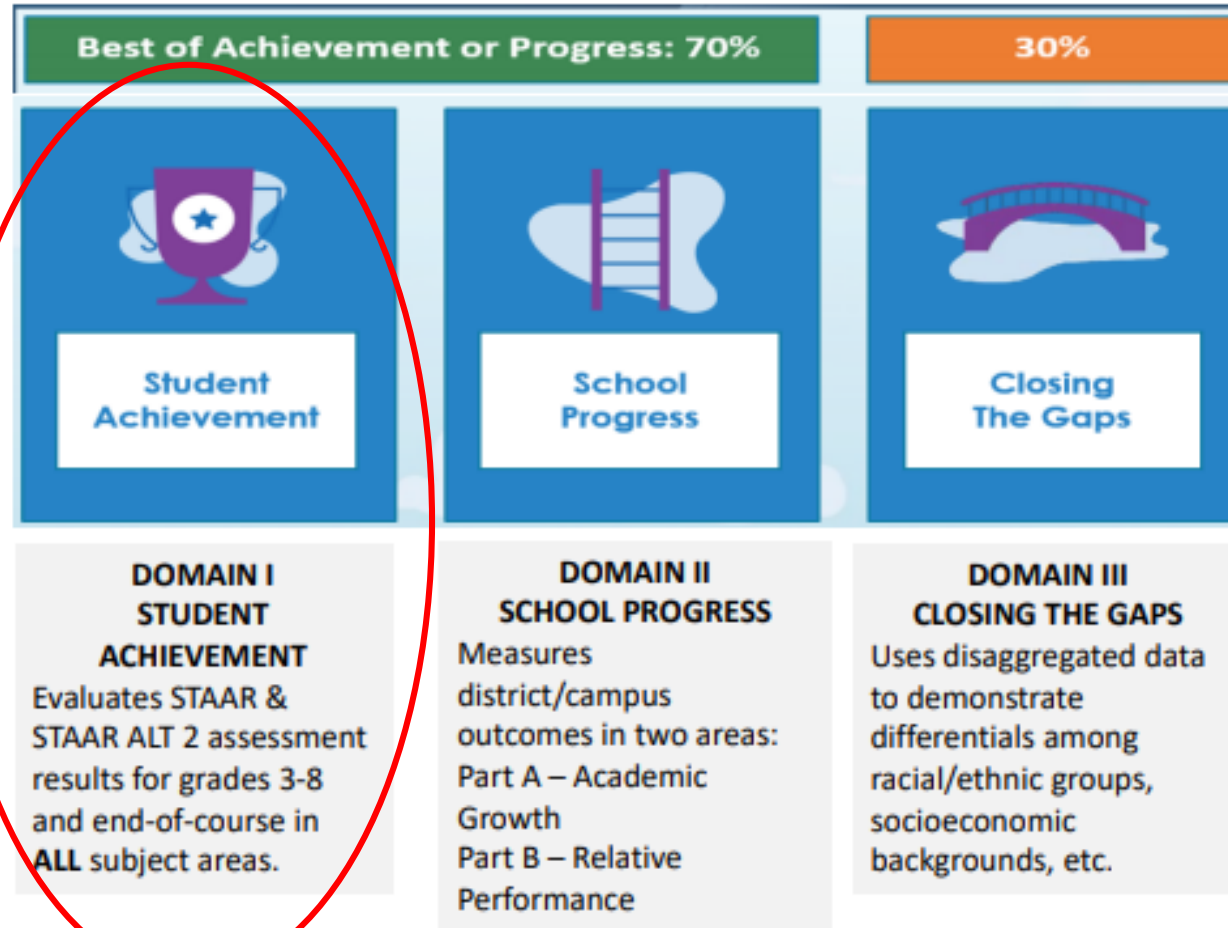
2020 February District Benchmark

GREEN TEXT under Scaled Score column indicates the minimum Scaled Score was met for Overall Domain I score

Green highlighted box indicates an increase from the previous year. Red highlighted box indicates a decrease from the previous year. Yellow highlighted box indicates no change from the previous year.

Overall Domain I Score Ranking					
CAMPUS	2019		2020		CHANGE in Component Score
	Component Score: APP + ME + MA / 3	Scaled Score 60 = D	Component Score: APP + ME + MA / 3	Scaled Score 60 = D	
	ELEM/HS/DISTRICT: 35 = D MS: 32 = D		ELEM/HS/DISTRICT: 35 = D MS: 32 = D		
MEMORIAL	34	59	38	65	4
JFK	28	54	33	58	5
STEAM	29	55	30	56	1
LOMA PARK	23	50	27	53	4
STAFFORD	21	48	26	52	5
CISNEROS	30	56	25	51	-5
GARDENDALE	22	49	25	51	3
LBJ	20	47	25	51	5
HBG	19	46	24	50	5
GUS GARCIA	22	51	22	51	0
WRENN	21	50	22	51	1
ROOSEVELT	21	48	22	49	1
WINSTON	20	47	22	49	2
BRENTWOOD	20	49	20	49	0
PERALES	20	47	19	46	-1
LAS PALMAS	13	41	15	43	2

2020 Accountability System



Reinforcement

High Need Schools

- Twelve (12) campuses out of 16 increased in their February benchmark Domain I overall from last year
- Majority of the campuses increased between 1-4 points
- Memorial HS met the minimum requirement in Domain I in February
- Launched two (2) schools of Innovation: Gardendale PK4SA Early Learning Program and Brentwood STEAM School of Innovation Two schools
- Three (3) innovation schools will launch in August 2020: Gus Garcia University, Perales Elementary, and Las Palmas



Refinement

High Need Schools

- Nine (9) schools will remain with an "F" rating
- Two (1) schools experienced a decrease in Domain I overall score from 2019, according to February benchmark data
- Only one (1) school met minimum score of 65 in Domain I overall score, according to February benchmark data


Superintendent Evaluation

High Need Schools

- 2020 District Accountability rating of 78 or a "C" (will remain)
- Twelve (12) campuses out of 16 increased in their February benchmark Domain I overall from last year
- Two (2) schools of Innovation: Gardendale PK4SA Early Learning Program and Brentwood STEAM School of Innovation
- Three(3) innovation schools will launch in August 2020: Gus Garcia University, Perales Elementary, and Las Palmas



	Model
	Proficient
	Monitor
	Develop
√	Intervene



Remote Learning in EISD





Intended Learning Outcomes

Constraint Progress Measure 1.1: The number of TEA designated high-need campuses with teachers with less than two years' experience will decrease to 0 by the end of the school year 2022 (Baseline established August 2017) .



QUESTIONS

