



**EDGEWOOD**

INDEPENDENT  SCHOOL  DISTRICT

*San Antonio*

**LONE STAR GOVERNANCE**

**Monthly Board Report for**

**December 2019 and January 2020**

*Continuous Improvement for Governing Teams*

*Regular Board Meeting: January 21, 2020*



# Intended Learning Outcomes

**Goal Progress Measure 3.1:** The percent of students meeting Texas Success Initiative (TSI) criteria in both ELA/Reading and Mathematics on any of the assessments (Texas Success Initiative Assessment (TSIA), SAT, ACT, College Prep Course) will increase from 16% to 25% (Baseline Class of 2017 reported in 2018).

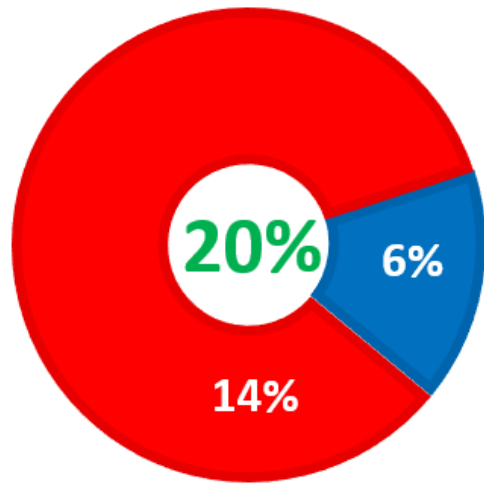
**Goal Progress Measure 3.2:** The percent of students meeting the criterion score on an AP or IB examination in any subject area (criterion score is 3 or more for AP and 4 or more for IB) will increase from 8% to 18% (Baseline Class of 2017 reported in 2018).

**Goal Progress Measure 3.3:** The percent of students completing and earning credit for at least three credit hours in English Language Arts (ELA) or Mathematics or at least nine credit hours in any subject will increase from 13% to 25% (Baseline Class of 2017 reported in 2018).

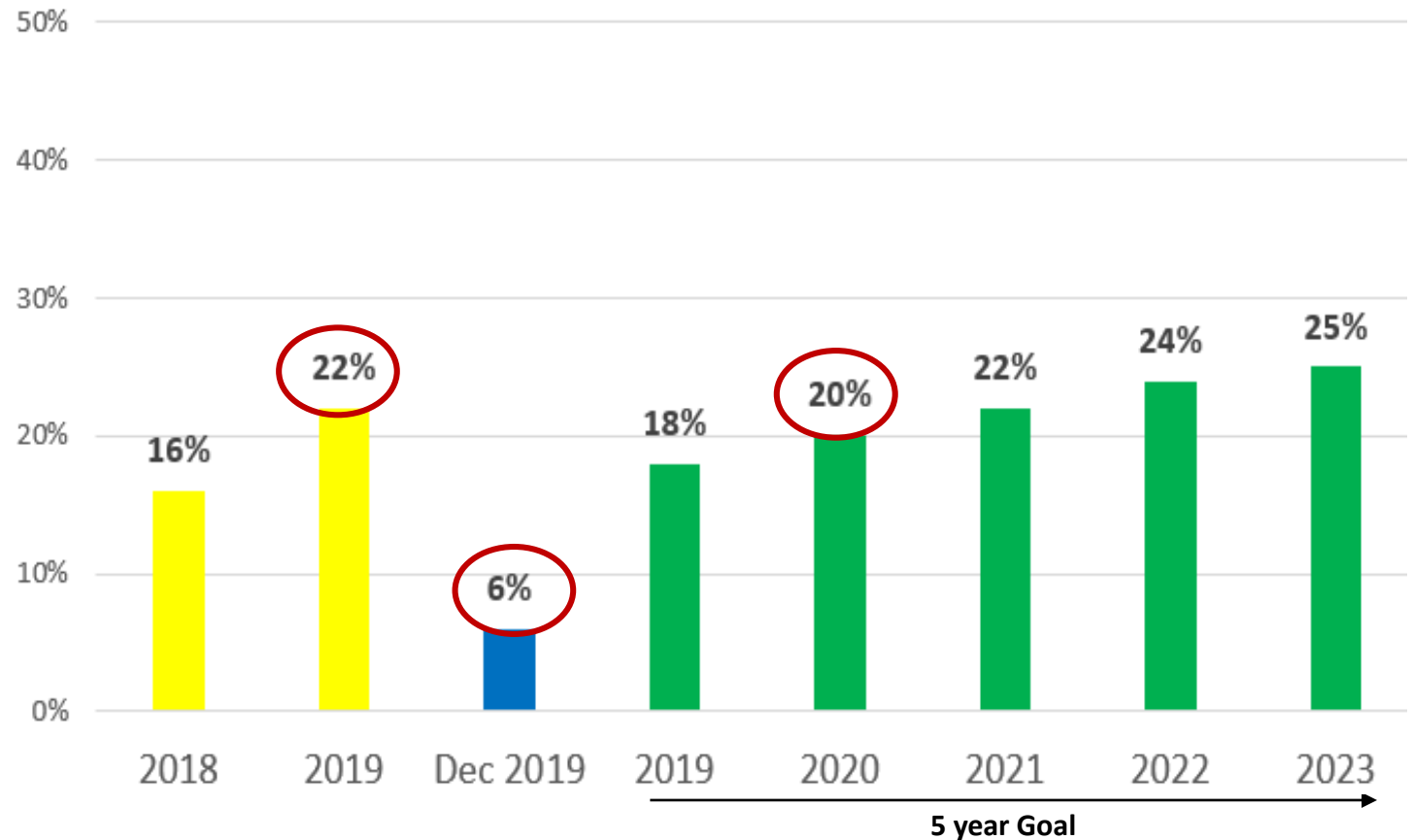
**Goal Progress Measure 3.4:** The percent of graduates earning an industry-based certificate under 19 TAC, 74.1003 to increase from 1% to 10% (Baseline Class of 2017 reported in 2018).

**Constraint Progress Measure 3.1:** The turnover rate of teachers leaving the district will decrease from 26.9% to 21.9% by the end of school year 2022 (Baseline based on 2016 Texas Academic Performance Report).

**GPM 3.1:** The percent of students meeting Texas Success Initiatives (TSI) criteria in both ELA/Reading and Mathematics on any of the assessment (Texas Success Initiative Assessment (TSIA), SAT, ACT, College Prep Course) will increase from 16% to 25 % (Baseline of 2017 reported in 2018).



Texas Success Initiative (TSI)



**GPM 3.1:** The percent of students meeting Texas Success Initiatives (TSI) criteria in both ELA/Reading and Mathematics on any of the assessment (Texas Success Initiative Assessment (TSIA), SAT, ACT, College Prep Course) will increase from 16% to 25 % (Baseline of 2017 reported in 2018).

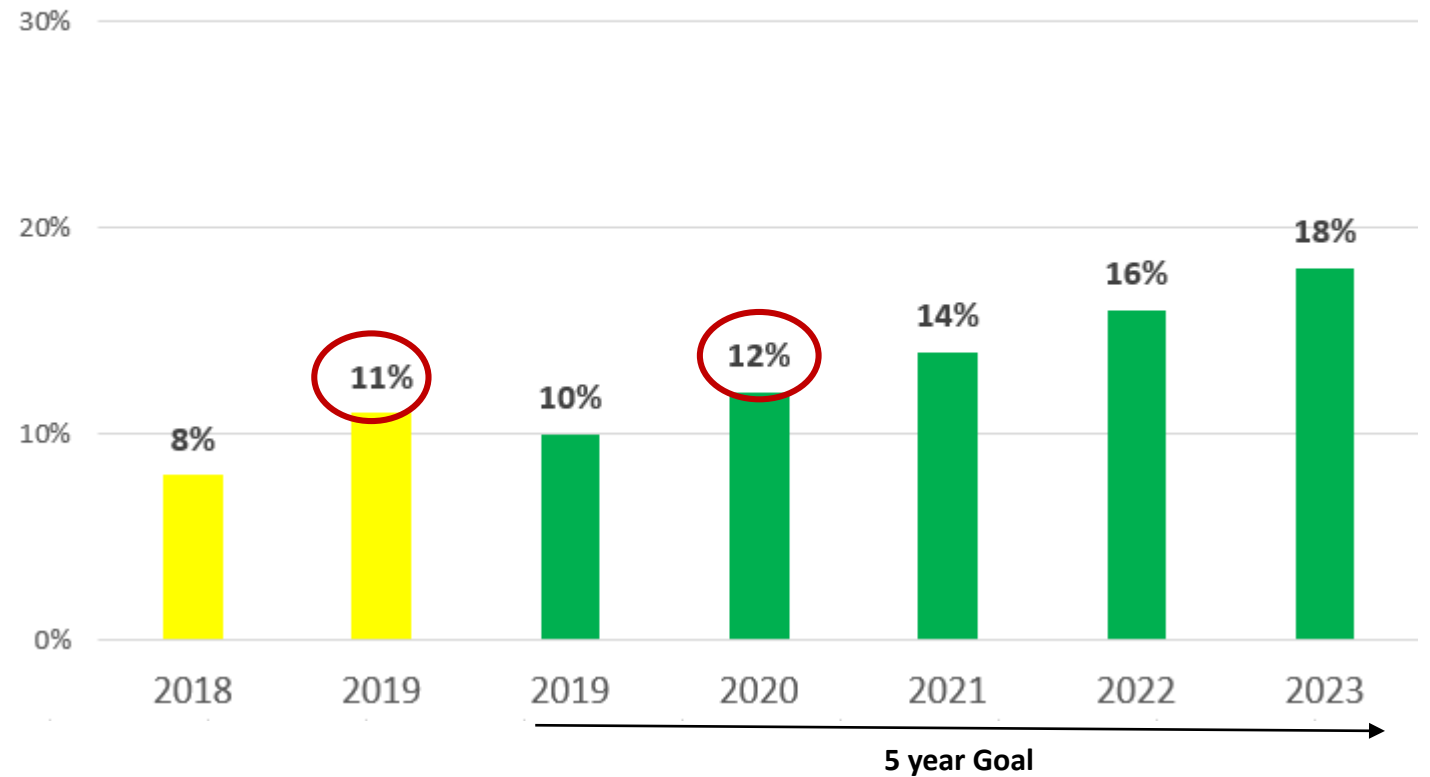


Current Grade Level	Met Standard/ # Students	%
Class of 2020	26/460	6%
Class of 2021	3/481	1%
Class of 2022	0/644	0%
Class of 2023	5/825	1%

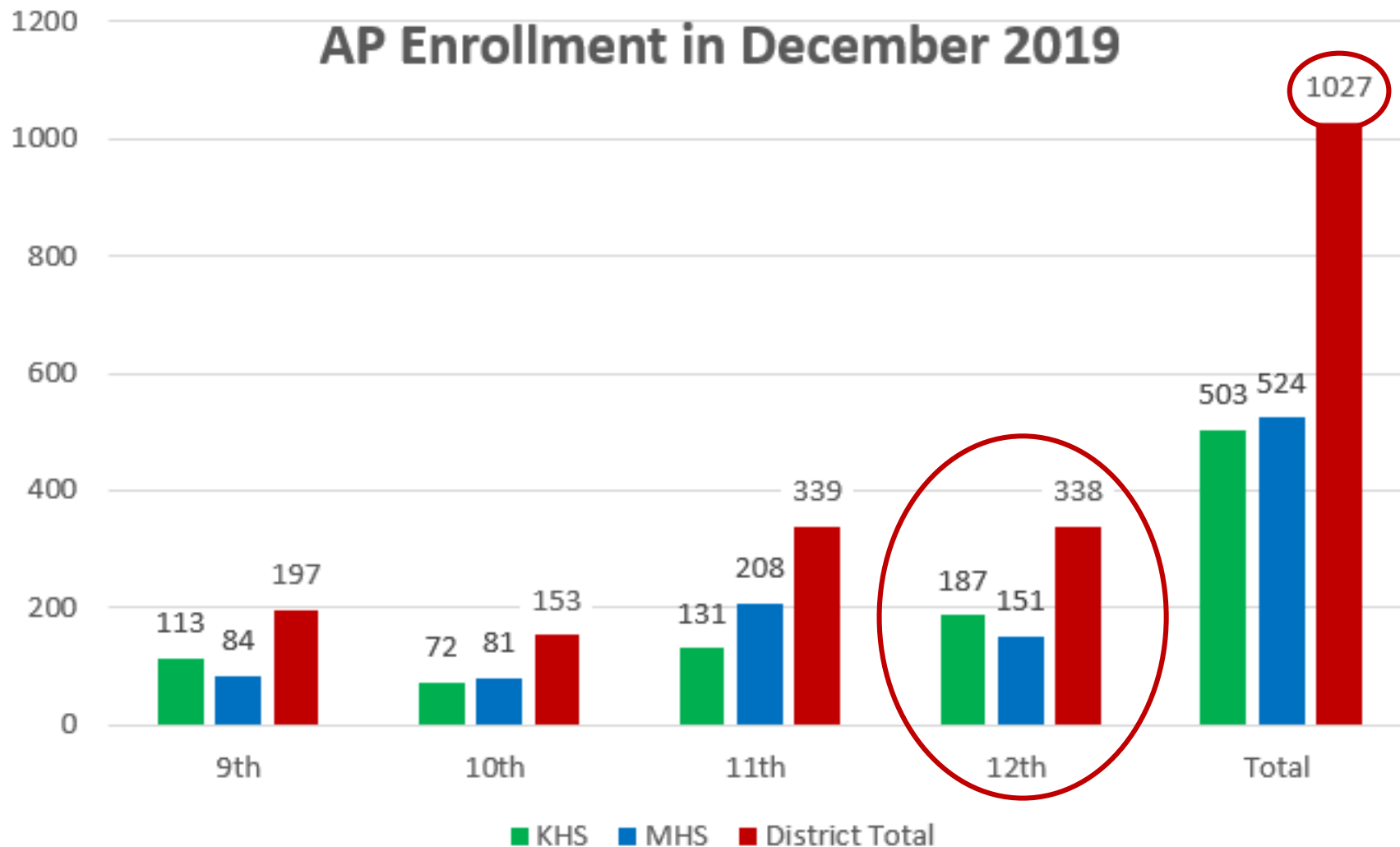
**Goal Progress Measure 3.2:** The percent of students meeting the criterion score on an AP or IB examination in any subject area (criterion score is 3 or more for AP and 4 or more for IB) will increase from 8% to 18% (Baseline Class of 2017 reported in 2018).



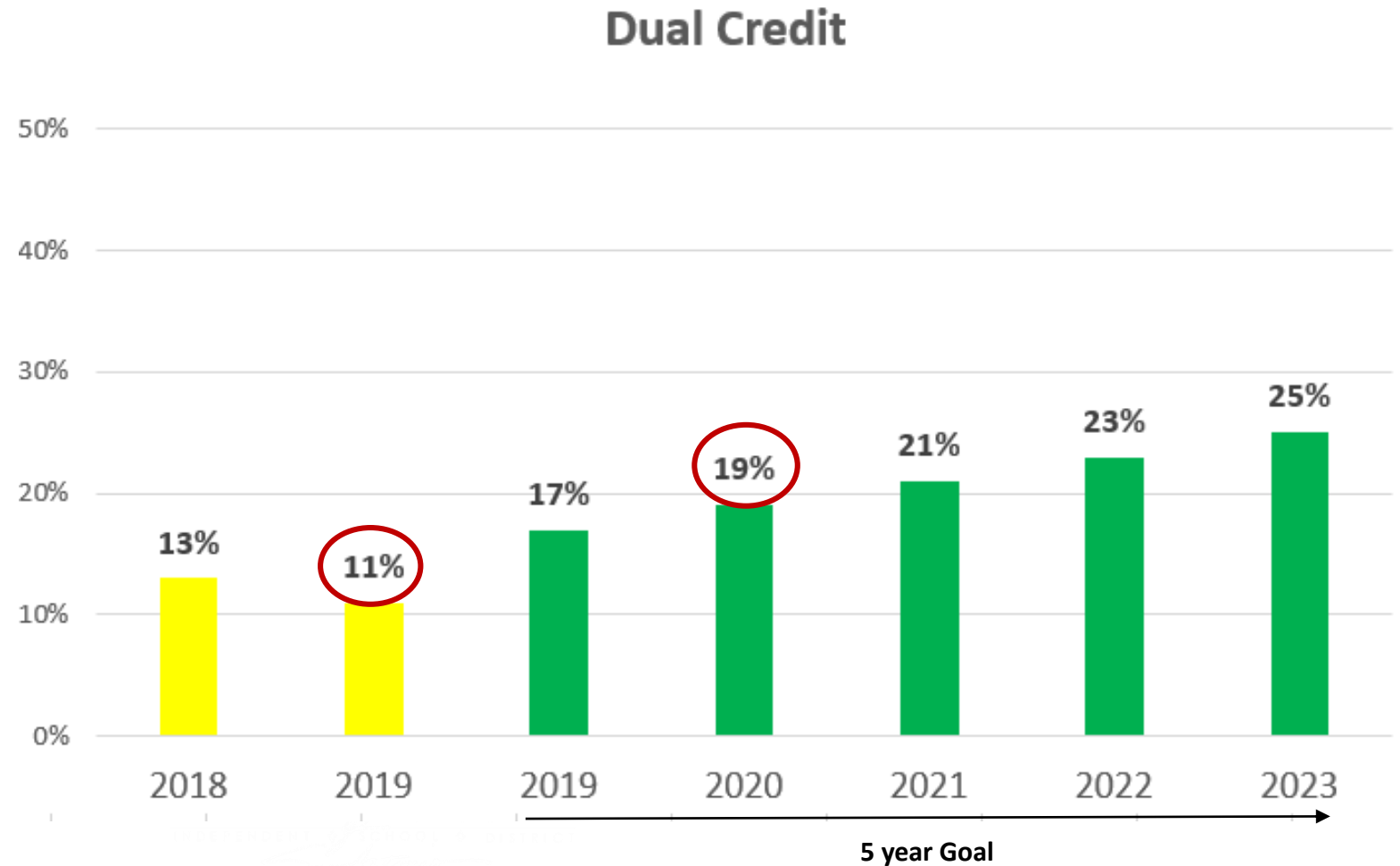
### Advance Placement



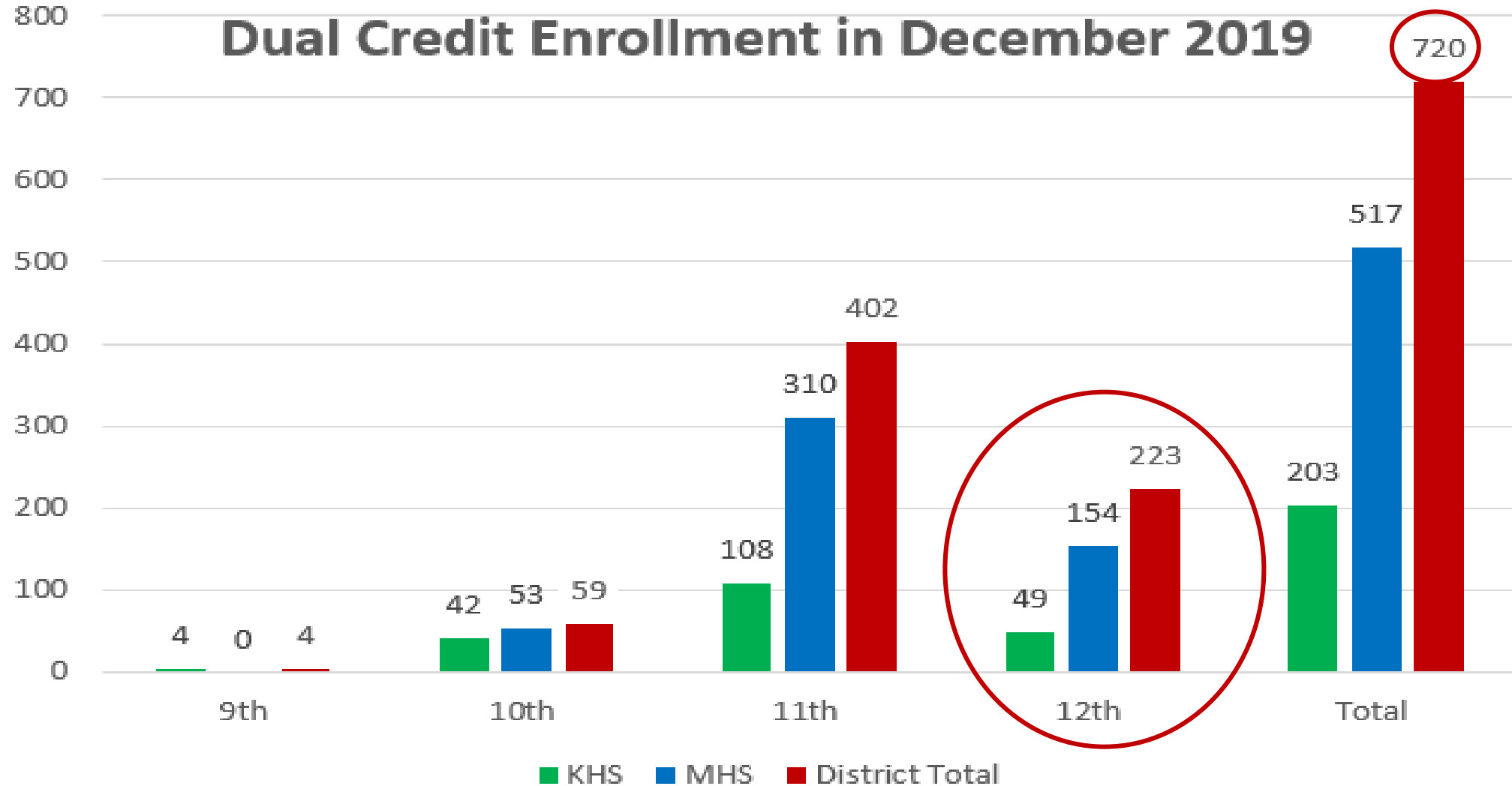
**Goal Progress Measure 3.2:** The percent of students meeting the criterion score on an AP or IB examination in any subject area (criterion score is 3 or more for AP and 4 or more for IB) will increase from 8% to 18% (Baseline Class of 2017 reported in 2018).



**Goal Progress Measure 3.3:** The percent of students completing and earning credit for at least three credit hours in English Language Arts (ELA) or Mathematics or at least nine credit hours in any subject will increase from 13% to 25% (Baseline Class of 2017 reported in 2018).

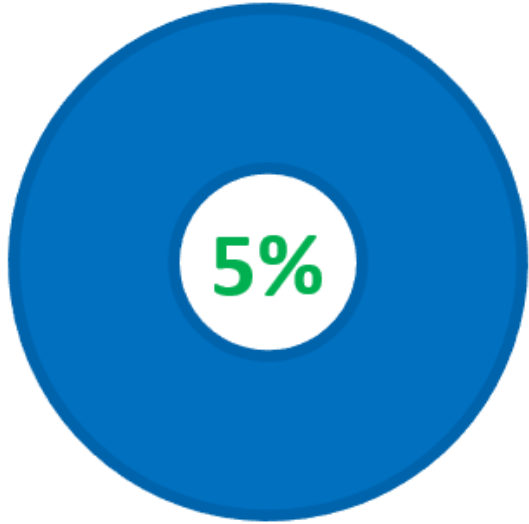


**Goal Progress Measure 3.3:** The percent of students completing and earning credit for at least three credit hours in English Language Arts (ELA) or Mathematics or at least nine credit hours in any subject will increase from 13% to 25% (Baseline Class of 2017 reported in 2018).

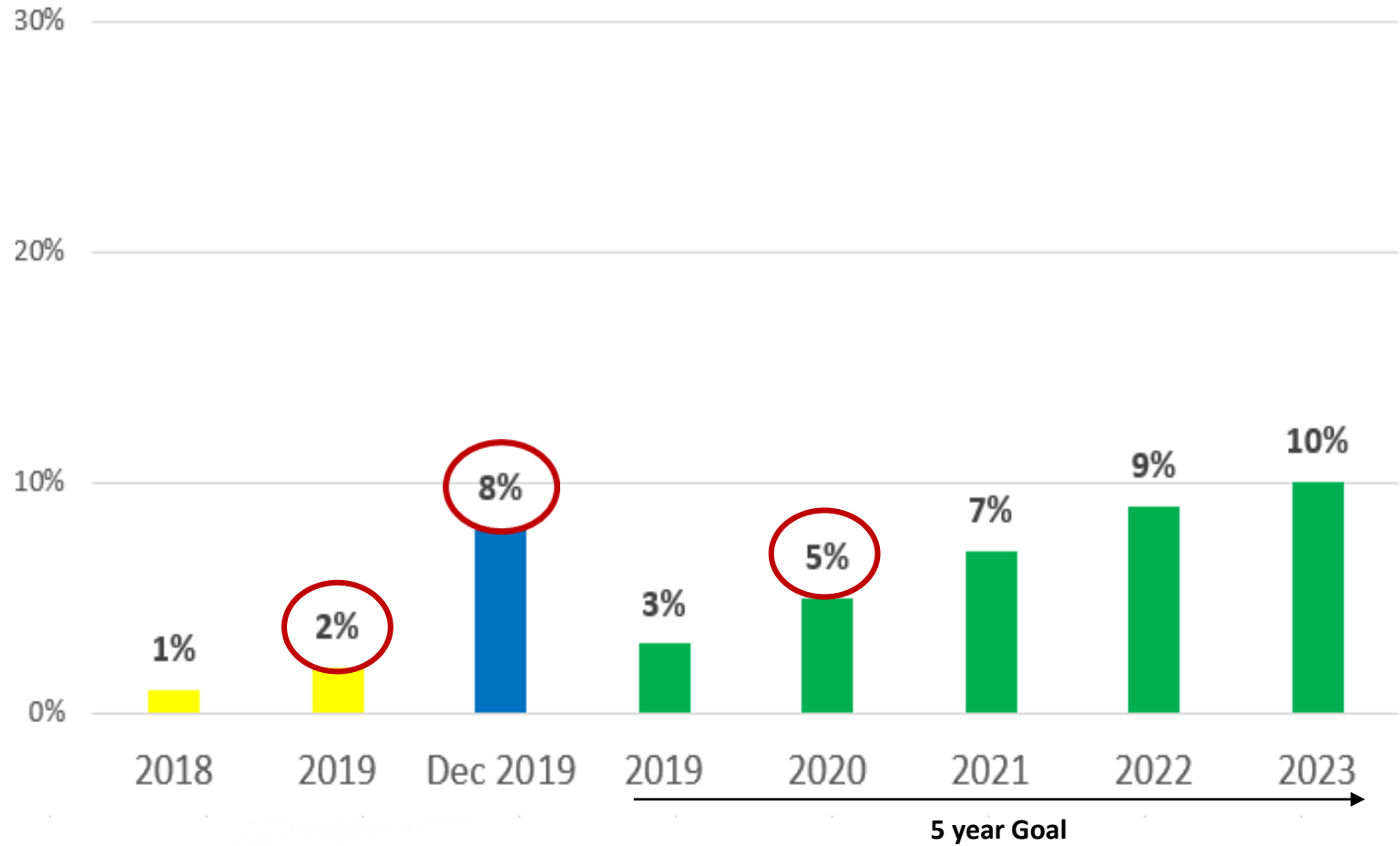




**Goal Progress Measure 3.4:** The percent of graduates earning an Industry-Base certificate under 19 TAC, 74.1003 to increase from 1% to 10% (Baseline Class of 2017 reported in 2018).



### Industry-Base Certifications



**Goal Progress Measure 3.4:** The percent of graduates earning an Industry base certificate under 19 TAC, 74.1003 to increase from 1% to 10% (Baseline Class of 2017 reported in 2018).



## Industry-Based Certifications

Grade Level	# of students/ Class Size	Percent
Class of 2020	37/460	8%
Class of 2021	38/481	8%
Class of 2022	31/562	6%



# Reinforcement

## College, Career, and Military Readiness (CCMR)

- Increase in Dual Credit & Advance Placement course enrollment
- Endorsement Fairs for 5<sup>th</sup> and 8<sup>th</sup> grade students
- Provide supports for students enrolled in Dual Credit courses
- Continued training for Advance Placement and Dual Credit teachers
- Real-world career training
- Continue to track graduates for CCMR completion
- Advancement for Via Individual Determination for 6<sup>th</sup> graders
- ECHS college preparation course

# Refinement

## College, Career, and Military Readiness (CCMR)

- Continue Texas Success Initiative (TSI) screeners for Math, Reading and Writing in 8<sup>th</sup> grade and TSI Boot Camps for high school
- Certify and recruit Dual Credit teachers
- Align Career and Technical Education programs for K-12th grade
- Adjust course offerings to align to standards and industry certifications exams
- Training for GT and Advanced Placement Coaches

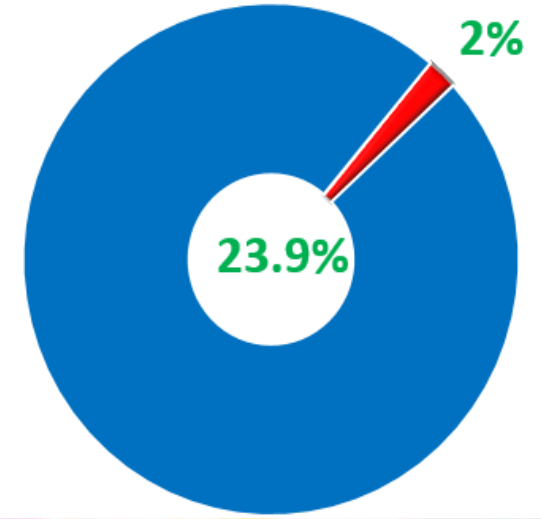
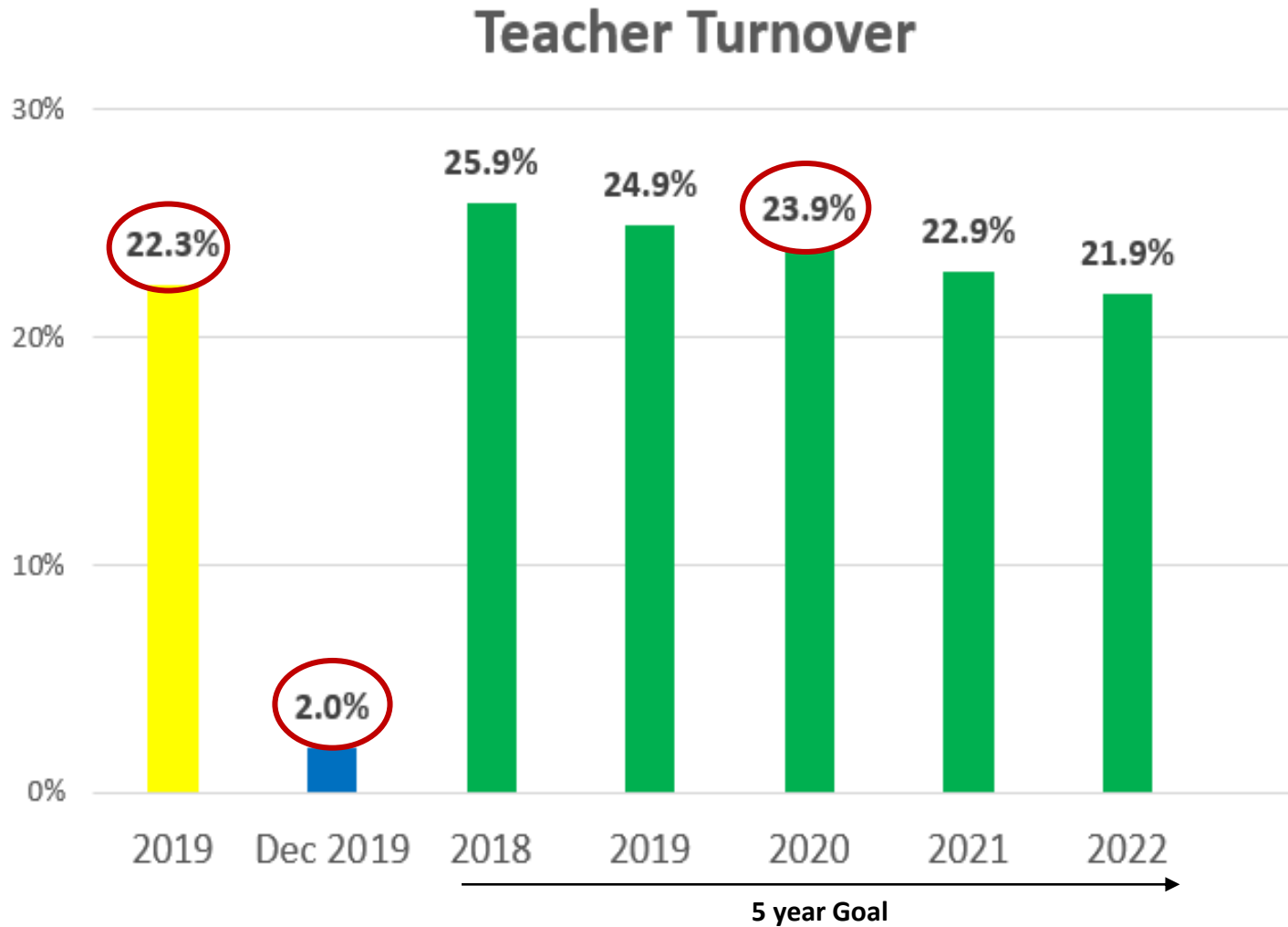
# Superintendent Considerations

- Increase in Dual Credit and Advance Placement (AP) course enrollment
- On target to meet 2022 Industry-Based Certification goal of 9% in 2020
- New Advance Placement (AP) and Gifted & Talented Instructional Coaches

	<b>Model</b>
	<b>Proficient</b>
√	<b>Monitor</b>
	<b>Develop</b>
	<b>Intervene</b>



**Constraint Progress Measure 3.1:** The turnover rate of teachers leaving the district will decrease from 26% to 21.9% by the end of school year 2022 (Baseline based on 2016 Texas Academic Performance Report).



# Reinforcement/Refinement

## Reinforcement

- In 2019, we met 5-year goal to reduce teacher turnover rate
- 2019 salary increase for all employees
- One time retention incentive



## Refinement

- Decrease District turnover rate of 22.3%, exceeds the state average of 16.5%

# Superintendent Considerations

- Continue to decrease teacher turnover rate
- Salary increase
- One time retention incentive



	<b>Model</b>
	<b>Proficient</b>
√	<b>Monitor</b>
	<b>Develop</b>
	<b>Intervene</b>





# Intended Learning Outcomes

**Goal Progress Measure 3.1:** The percent of students meeting Texas Success Initiative (TSI) criteria in both ELA/Reading and Mathematics on any of the assessments (Texas Success Initiative Assessment (TSIA), SAT, ACT, College Prep Course) will increase from 16% to 25% (Baseline Class of 2017 reported in 2018).

**Goal Progress Measure 3.2:** The percent of students meeting the criterion score on an AP or IB examination in any subject area (criterion score is 3 or more for AP and 4 or more for IB) will increase from 8% to 18% (Baseline Class of 2017 reported in 2018).

**Goal Progress Measure 3.3:** The percent of students completing and earning credit for at least three credit hours in English Language Arts (ELA) or Mathematics or at least nine credit hours in any subject will increase from 13% to 25% (Baseline Class of 2017 reported in 2018).

**Goal Progress Measure 3.4:** The percent of graduates earning an industry-based certificate under 19 TAC, 74.1003 to increase from 1% to 10% (Baseline Class of 2017 reported in 2018).

**Constraint Progress Measure 3.1:** The turnover rate of teachers leaving the district will decrease from 26.9% to 21.9% by the end of school year 2022 (Baseline based on 2016 Texas Academic Performance Report).



QUESTIONS

