



LONE STAR GOVERNANCE
Monthly Board Report for September 2019
Continuous Improvement for Governing Teams
Board Work Session: September 3, 2019



Intended Learning Outcomes

Goal Progress Measure 3.1: The percent of students meeting Texas Success Initiatives (TSI) criteria in both ELA/Reading and Mathematics on any of the assessment (Texas Success Initiative Assessment (TSIA), SAT, ACT, College Prep Course) will increase from 16% to 25 % (Baseline of 2017 reported in 2018).

Goal Progress Measure 3.2: The percent of students meeting the criterion score on an AP or IB examination in any subject area (criterion score is 3 or more for AP and 4 more for IB) will increase from 8% to 18% (Baseline Class of 2017 reported in 2018).

Goal Progress Measure 3.3: The percent of students completing and earning credit for at least three credit hours in English language arts (ELA) or Mathematics or at least nine credit hours in any subject will increase from 13% to 25% (Baseline Class of 2017 reported in 2018).

Goal Progress Measure 3.4: The percent of graduates earning an industry-based certificate under 19 TAC, 74.1003 to increase from 1% to 10% (Baseline Class of 2017 reported in 2018).

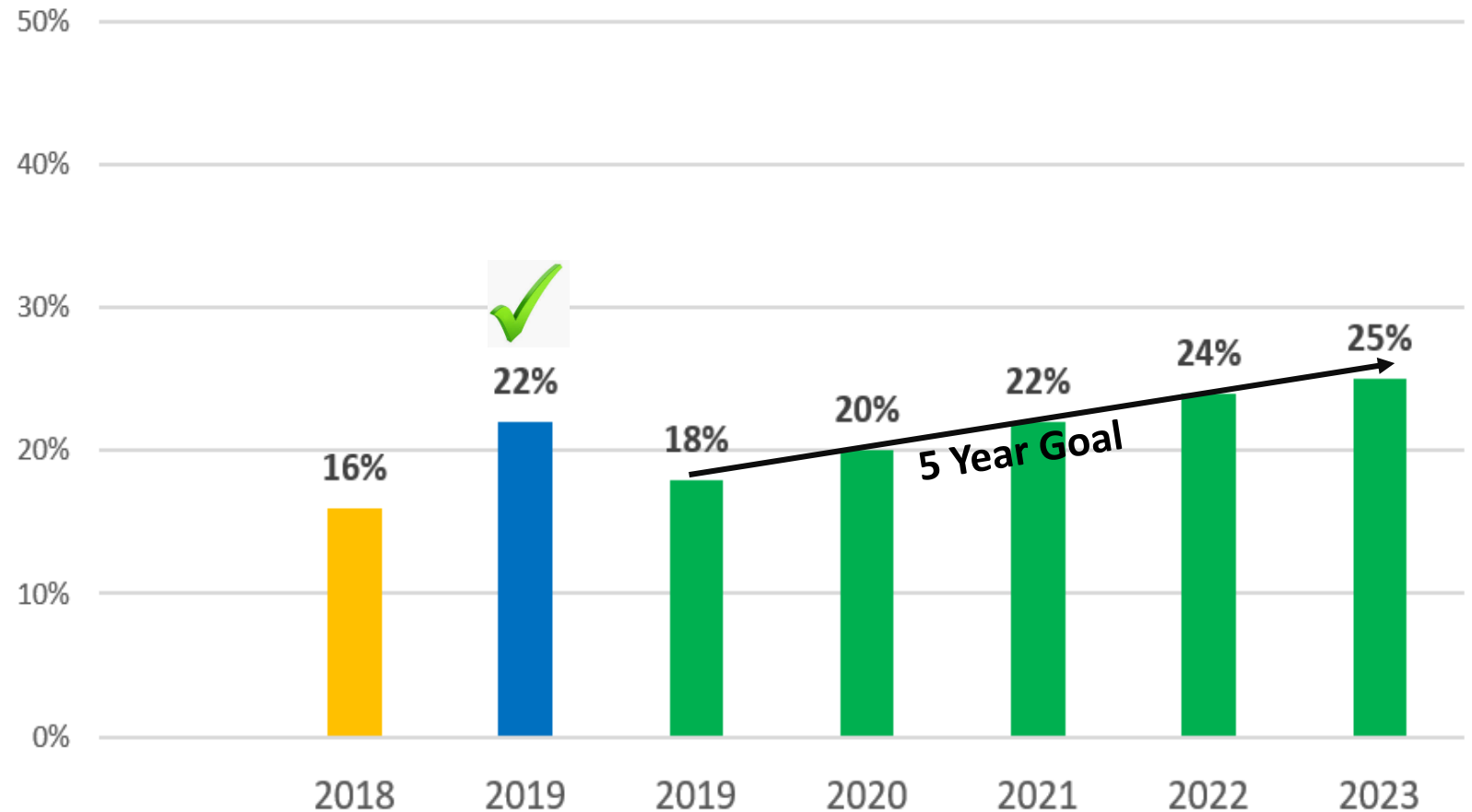
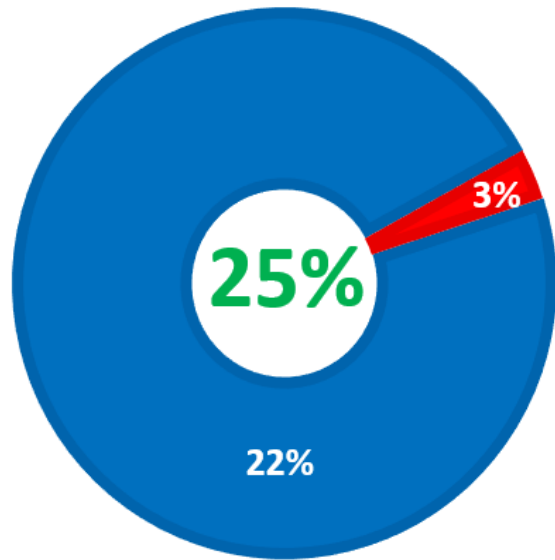


Intended Learning Outcomes

Constraint Progress Measure 1.1: The number of TEA designated high-need campuses with teachers with less than two years' experience will decrease to 0 by the end of the school year 2022 (Baseline established August 2017) .

Constraint Progress Measure 3.1: The turnover rate of teachers leaving the district will decrease from 26.9% to 21.9% by the end of school year 2022 (Baseline based on 2016 Texas Performance Report).

GPM 3.1: The percent of students meeting Texas Success Initiatives (TSI) criteria in both ELA/Reading and Mathematics on any of the assessment (Texas Success Initiative Assessment (TSIA), SAT, ACT, College Prep Course) will increase from 16% to 25 % (Baseline of 2017 reported in 2018).



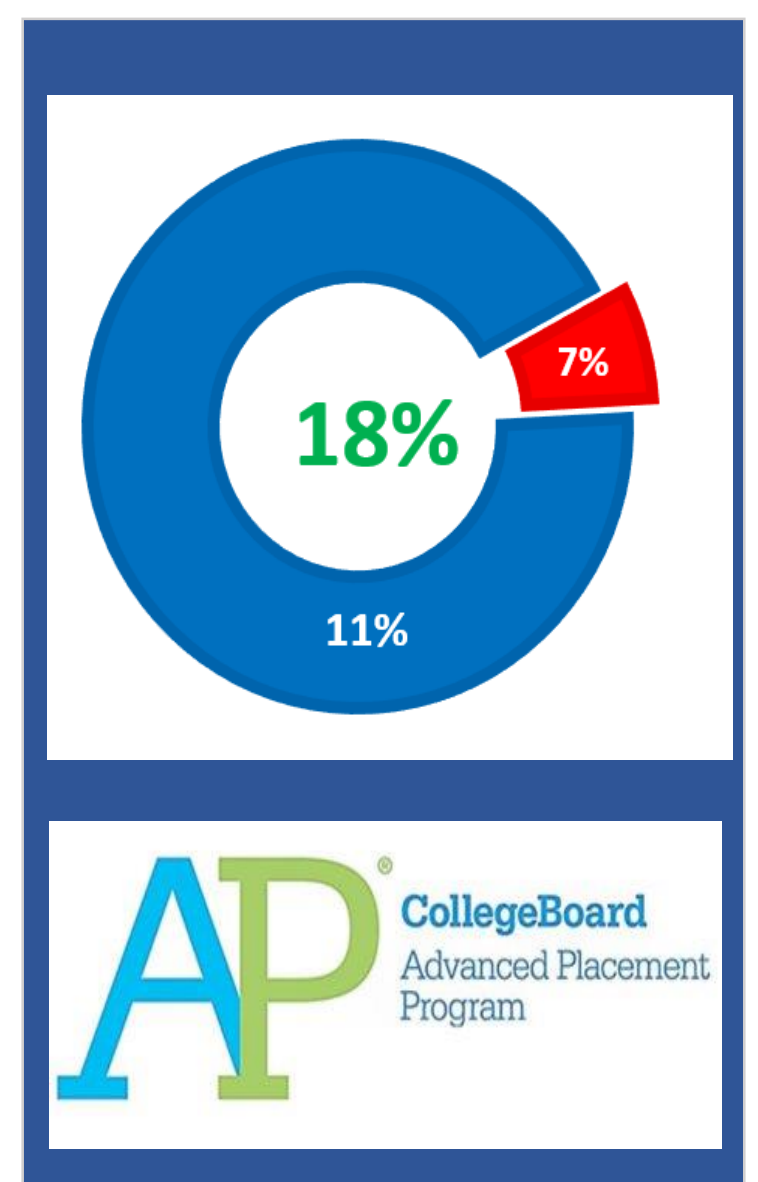
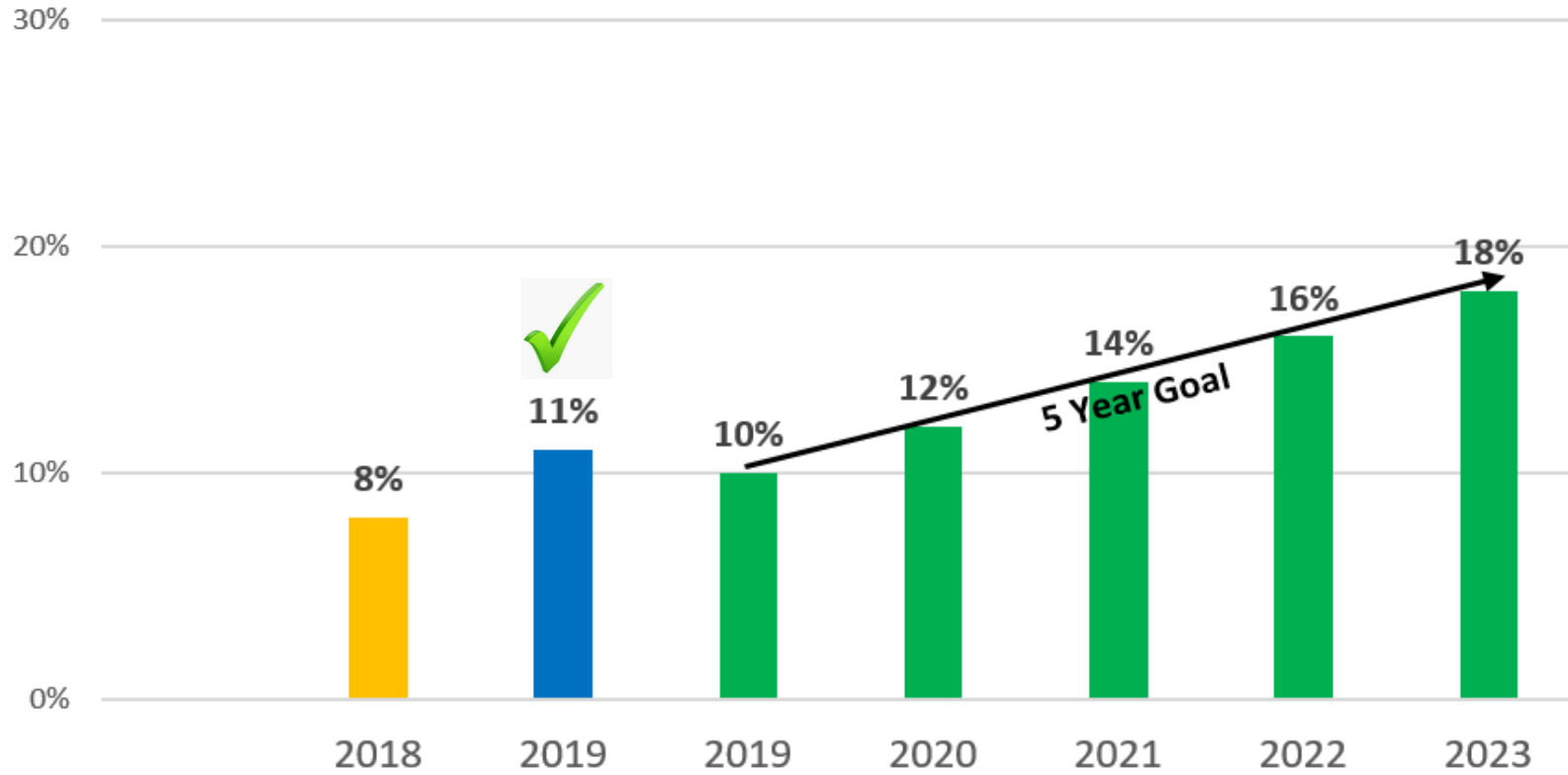
GPM 3.1: The percent of students meeting Texas Success Initiatives criteria in both ELA/Reading and Mathematics on any of the assessment: Texas Success Initiative, SAT, ACT, College Prep Course will increase from 16% to 25 % (Baseline of 2017 reported in 2018).



| Current Grade Level | Met Standard/ # Students | % |
|---------------------|-----------------------------|-----|
| Class of 2020 | 79/558 | 14% |

Source: Scantron Analytics May 2019

GPM 3.2: The percent of students meeting the criterion score on an AP or IB examination in any subject area (criterion score is 3 or more for AP and 4 more for IB) will increase from 8% to 18% (Baseline Class of 2017 reported in 2018).

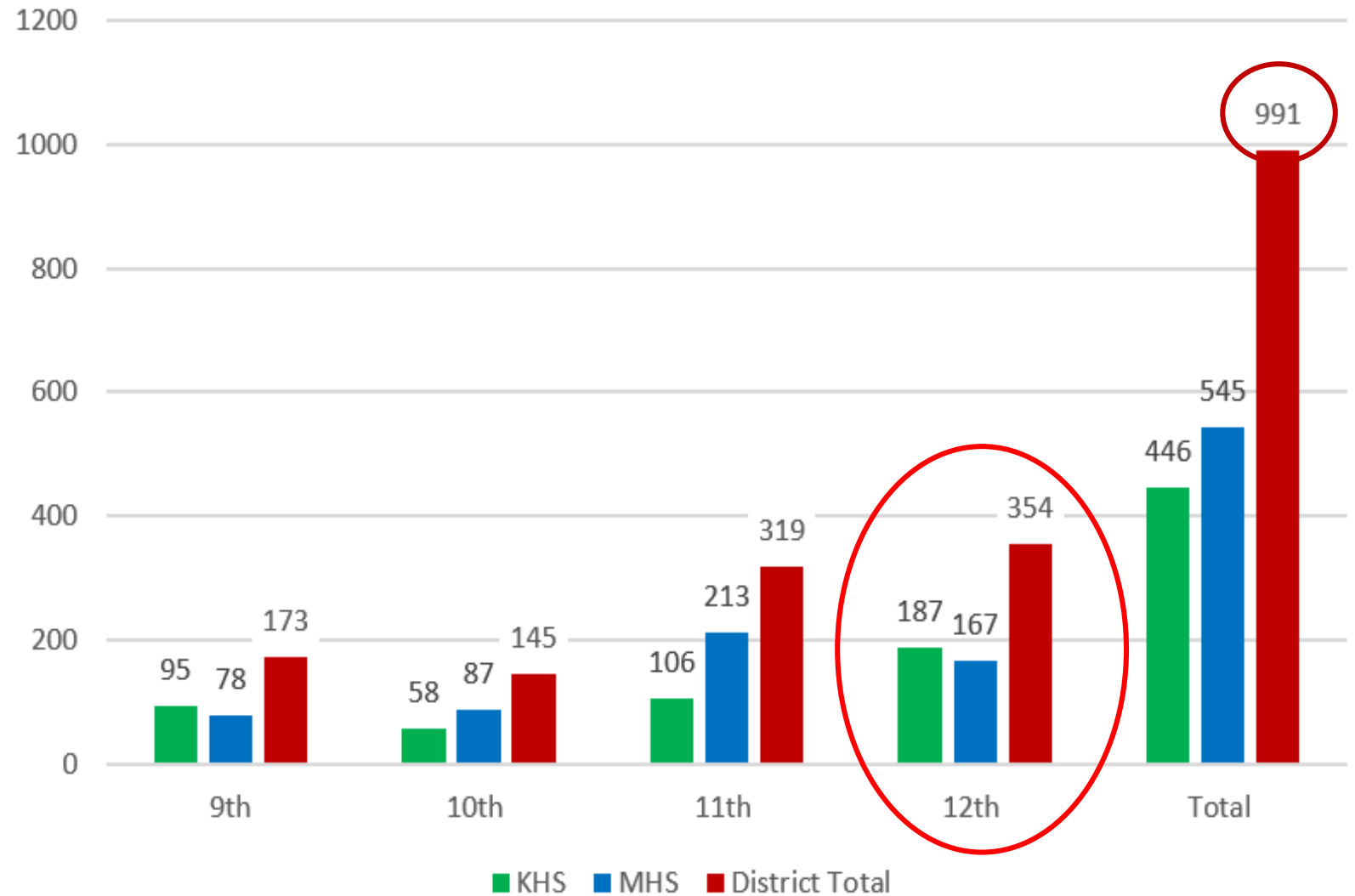


AP CollegeBoard
Advanced Placement Program

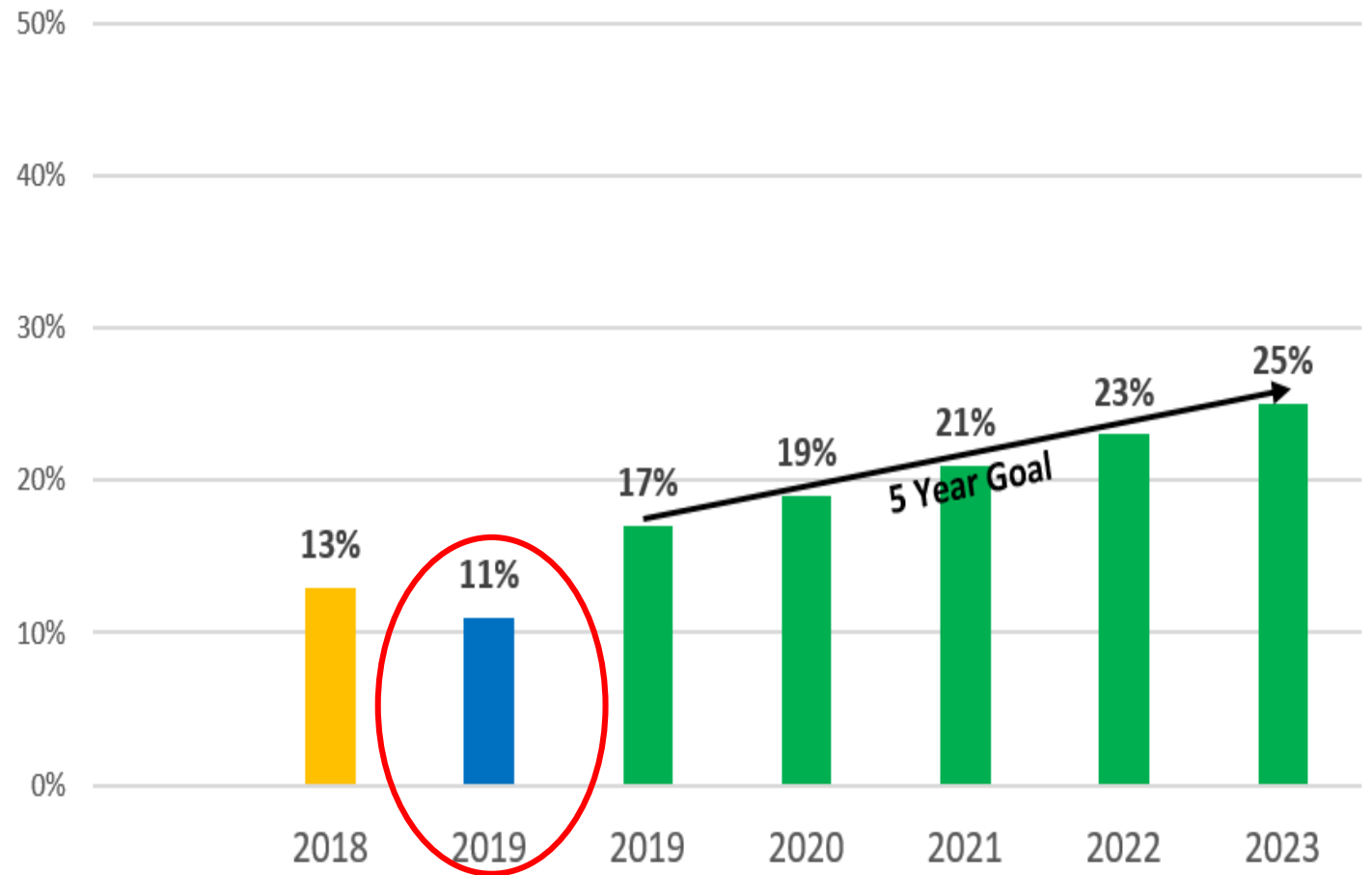
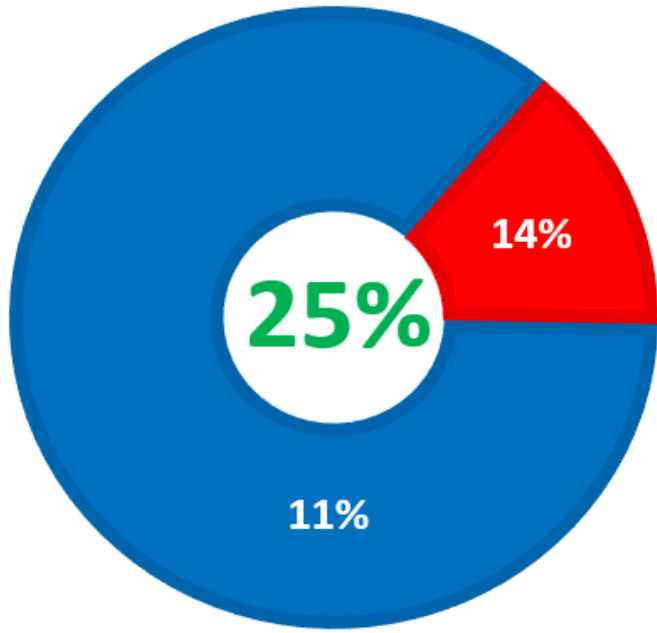


GPM 3.2: The percent of students meeting the criterion score on an AP or IB examination in any subject area (criterion score is 3 or more for AP and 4 more for IB) will increase from 8% to 18% (Baseline Class of 2017 reported in 2018).

AP Students Enrolled by Grade Fall 2019

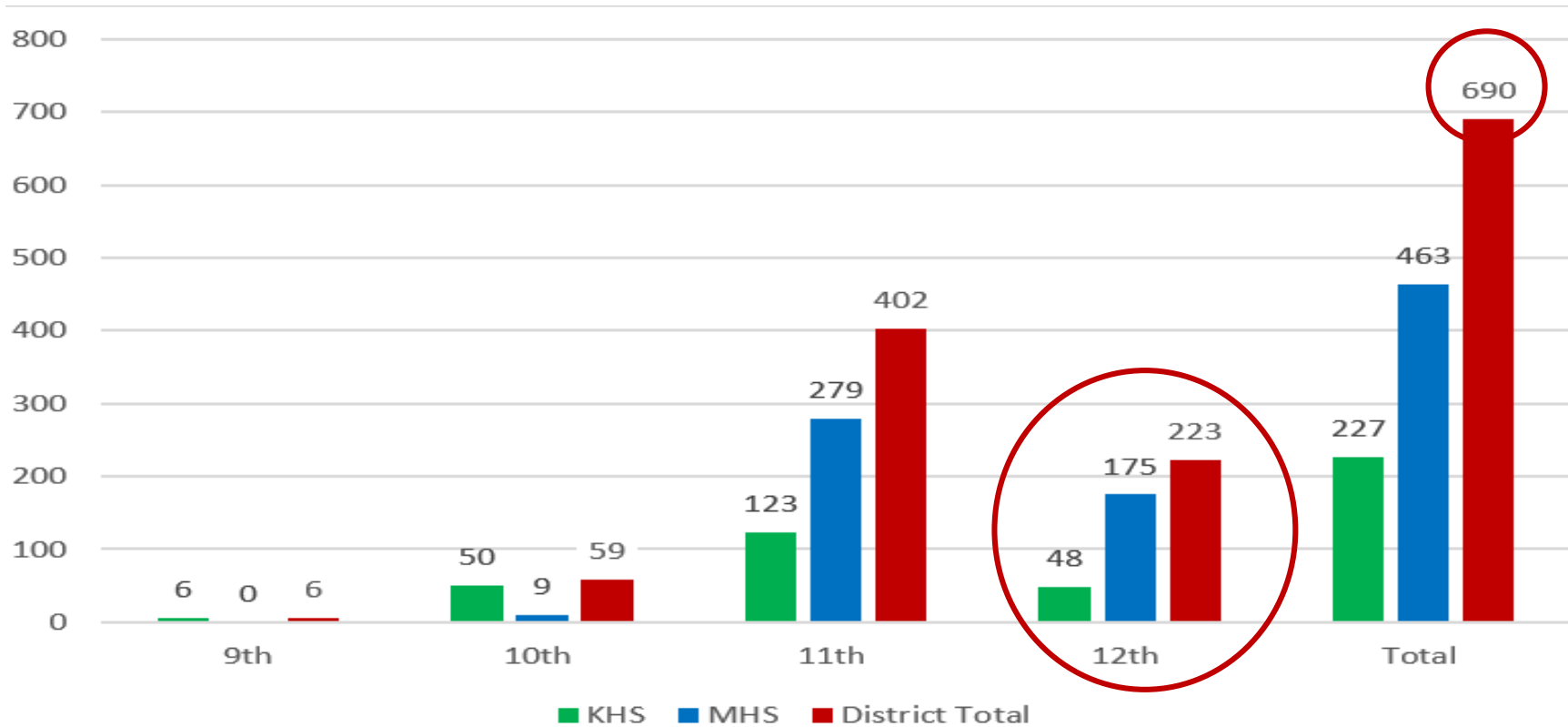


GPM 3.3: The percent of students completing and earning credit for at least three credit hours in English language arts (ELA) or Mathematics or at least nine credit hours in any subject will increase from 13% to 25% (Baseline Class of 2017 reported in 2018).

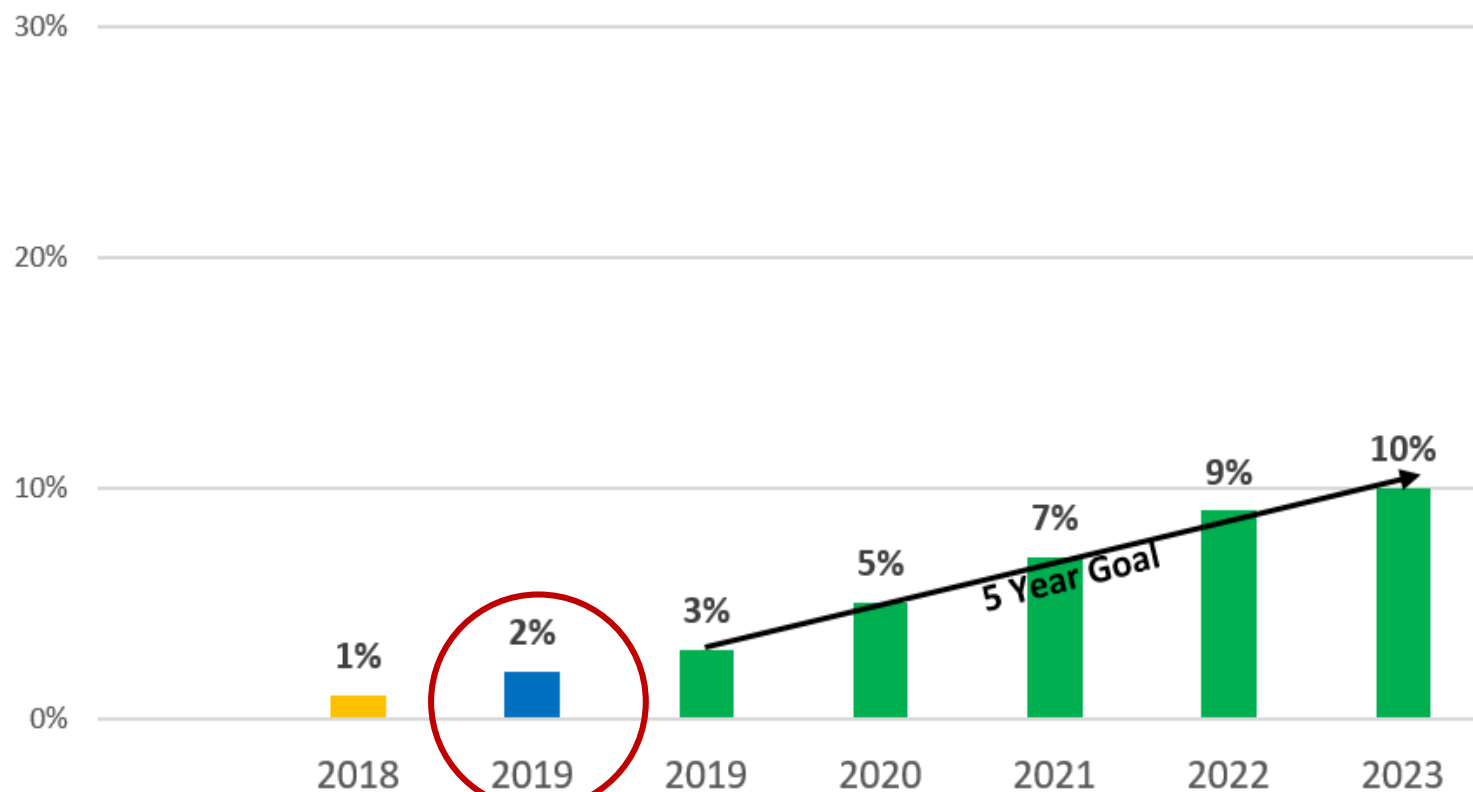
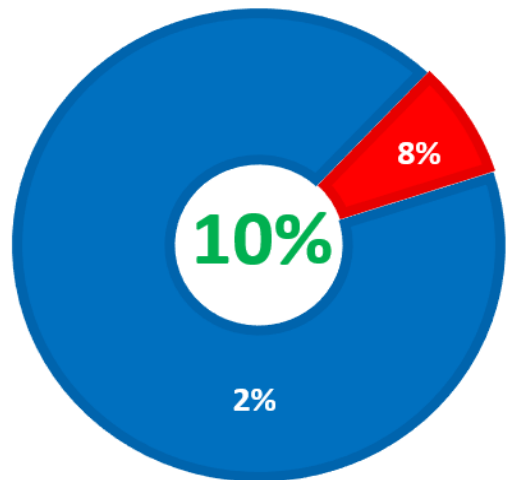


Dual Credit Student Enrollment by Grade Fall 2019

GPM 3.3: The percent of students completing and earning credit for at least three credit hours in English language arts (ELA) or Mathematics or at least nine credit hours in any subject will increase from 13% to 25% (Baseline Class of 2017 reported in 2018).



GPM 3.4: The percent of graduates earning an industry-based certificate under 19 TAC, 74.1003 to increase from 1% to 10% (Baseline Class of 2017 reported in 2018).



GPM 3.4: The percent of graduates earning an industry-based certificate under 19 TAC, 74.1003 to increase from 1% to 10% (Baseline Class of 2017 reported in 2018).



Industry Based Certification

| Grade Level | # of Certificates/ Class Size | Percent |
|---------------|----------------------------------|---------|
| Class of 2022 | 35/586 | 6% |
| Class of 2021 | 27/490 | 6% |
| Class of 2020 | 23/449 | 5% |

Reinforcement

College, Career, and Military Readiness (CCMR)

- Met 2021 Texas Success Initiative (TSI) goal of 22% in 2019
- Met 2019 Advanced Placement (AP) goal of 10 % at 11%
- Increased enrollment in AP courses with 173 more students
- Increased enrollment in Dual Credit courses with 140 more students
- Provide supports for students enrolled in Dual Credit courses
- Train Advanced Placement and Dual Credit teachers



Refinement

College, Career, and Military Readiness (CCMR)

- Implement Texas Success Initiative (TSI) screeners for Math, Reading and Writing in 8th grade
- Develop a process to certify and recruit Dual Credit teachers
- Align Career and Technical Education programs from K-12th grade
- Develop industry partnerships to provide real-world application
- Adjust course offerings to align to standards and industry certifications exams



Superintendent Evaluation

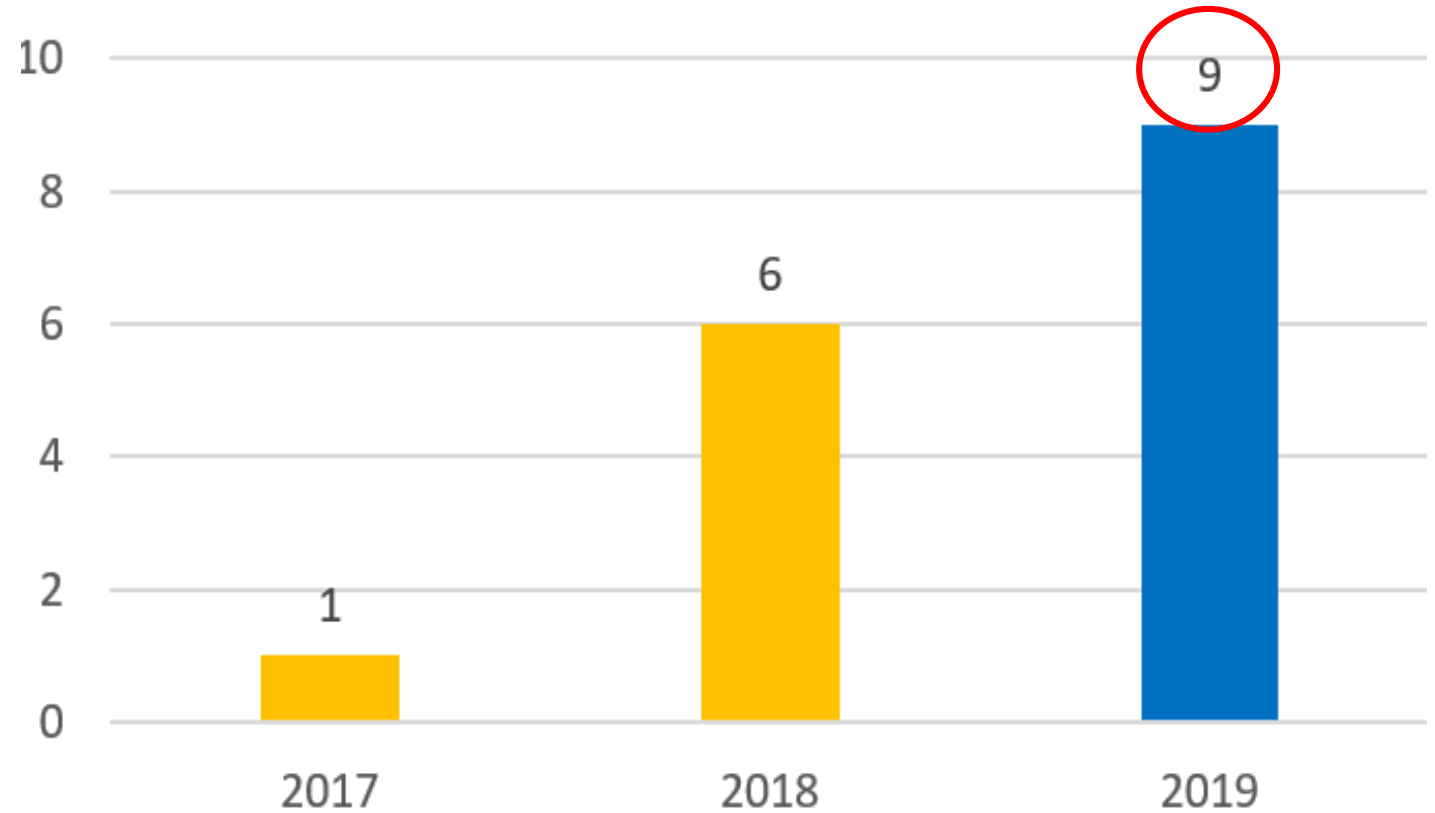
College, Career, and Military Readiness (CCMR)

- 2019 District Accountability rating of 78 or a "C"
- 2019 CCMR Scaled Score of 83 - Met the 5-Year District CCMR Goal of 82
- Met 2021 Texas Success Initiative (TSI) goal of 22% in 2019
- Met 2019 Advance Placement (AP) goal of 10 % with 11%
- New Advanced Placement (AP) and Gifted & Talented Instructional Coaches

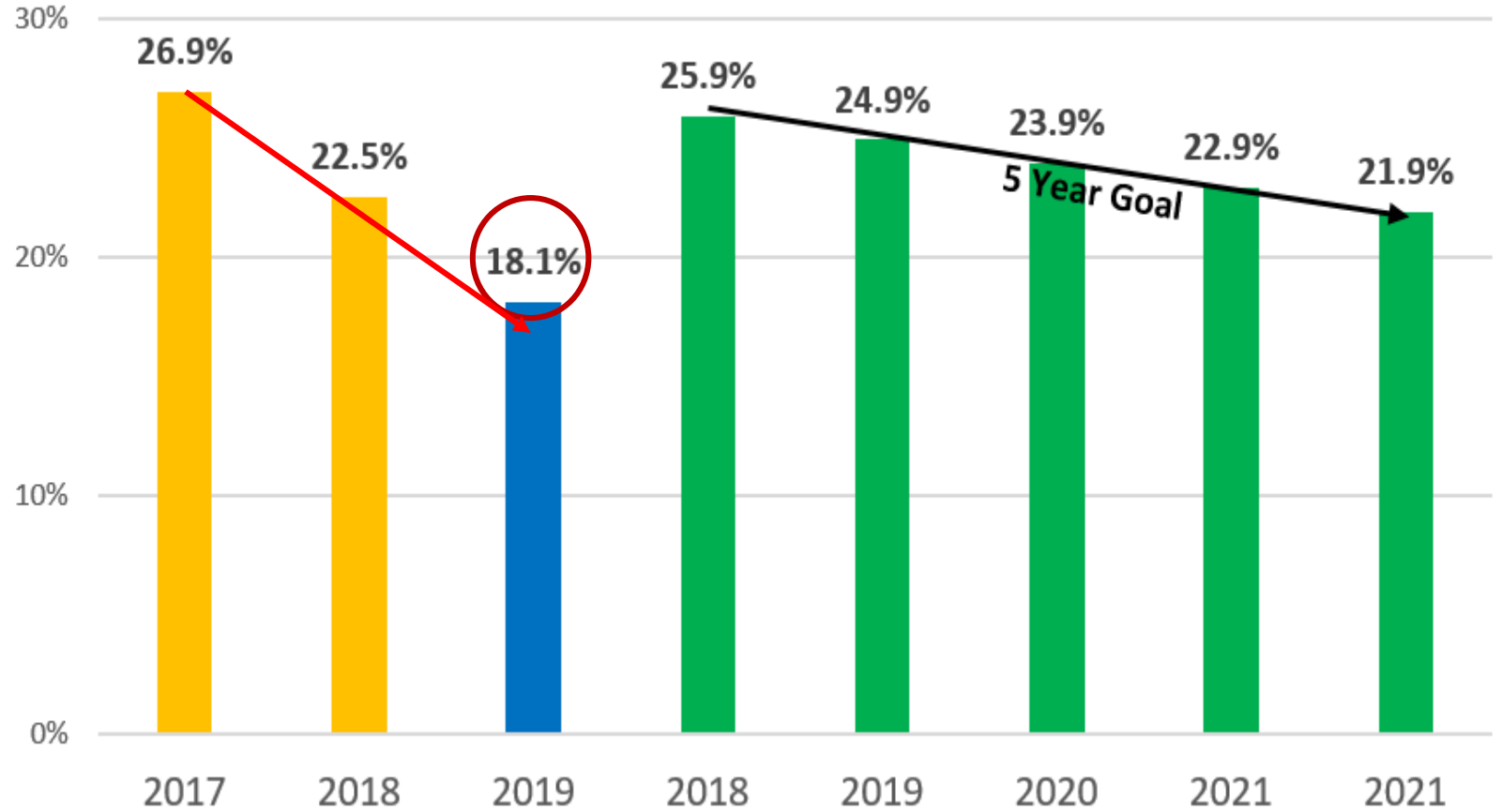


| | |
|---|-------------------|
| √ | Model |
| | Proficient |
| | Monitor |
| | Develop |
| | Intervene |

Constraint Progress Measure 1.1: The number of TEA designated high-need campuses with teachers with less than two years' experience will decrease to 0% by the end of school year 2022 (Baseline established August 2017).



Constraint Progress Measure 3.1: The turnover rate of teachers leaving the district will decrease from the 26.9% to 21.9% by the end of school year 2022 (Baseline based on 2016 Texas Academic Performance Report).



Reinforcement

High Need Schools

- 2019 Accountability the District and 6 campuses increased in overall score from 2018.
- CCMR scores improved in both District and high schools.
- Memorial HS had gain of 21-points for a score of an 80 or a "B".
- Edgewood ISD had a gain of 15-points for a score of a 78 or a "C".
- JF Kennedy HS had a gain of 11-points for a score of 76 or a "C".
- Gus Garcia MS had a gain of 4-points for a score of a 63 or a "D".

Teacher Retention

- Met 5-year goal to reduce teacher turnover rate with 18.1 %
- 3% salary increase for all employees and 3.5% increase for teachers with 6+ years
- 1st and 2nd year teachers received a \$150 gift certificate for classroom supplies

Refinement

High Need Schools

- Nine (9) schools scored below a 60 or an "F".
- Ten (10) schools experienced a decrease in overall score from 2018.
- Wrenn MS received an overall score of 67, but due to the three (3) "F" rule, received a 59 or "F" despite receiving a higher score.
- Two (2) schools will open a new school model in 2020-2021.
- Two (2) schools will open a new school model in 2021-2022.

Teacher Retention

- District turn over rate of 18.1%, exceeds the state average of 16.6%.

Superintendent Evaluation

High Need Schools

- 2019 District Accountability rating of 78 or a "C"
- 2019 CCMR Scaled Score of 83 - Met the 5-Year District CCMR Goal of 82
- Three (3) high schools identified with distinctions
- Two new schools of Innovation: Gardendale PK4SA Early Learning Program and Brentwood STEAM School of Innovation
- Principal from Las Palmas and Perales are currently in incubation to launch an innovation school in August 2020

Teacher Retention

- Met 5-year goal to reduce teacher turnover rate with 18.1 %
- 3% salary increase for all employees and 3.5% increase for teachers with 6+ years
- 1st and 2nd year teachers received a \$150 gift certificate for classroom supplies

| | |
|---|-------------------|
| | Model |
| | Proficient |
| | Monitor |
| | Develop |
| √ | Intervene |
| √ | Model |
| | Proficient |
| | Monitor |
| | Develop |
| | Intervene |



EDGEWOOD
INDEPENDENT  SCHOOL  DISTRICT
San Antonio

QUESTIONS

