



# Lone Star Governance

---

MONTHLY MONITORING REPORT – NOVEMBER 28, 2017

# November 2017 Monitoring Report

**Student Outcome Goal 2** - The percentage of students in grades 3-8 who meet standard on reading STAAR will increase from 61% to 68% by the end of school year 2022 (Baseline - 2017 STAAR English, STAAR Spanish and STAAR Alternative 2).

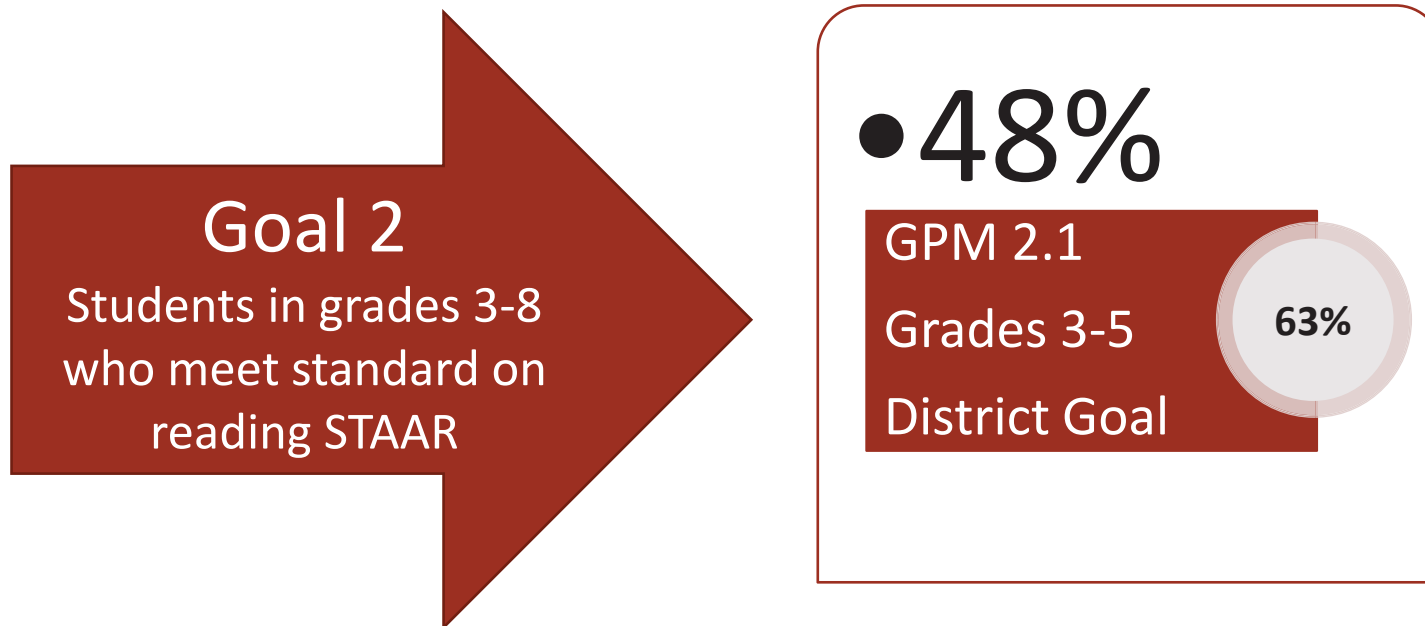
**Annual Target: School Year 2017-2018 = 62%**

**Goal Progress Measure 2.1** -The percentage of students in grades 3-5 who meet standard on reading STAAR will increase from 62% to 68% by the end of school year 2022.

**Annual Target: School Year 2017-2018 = 63%**

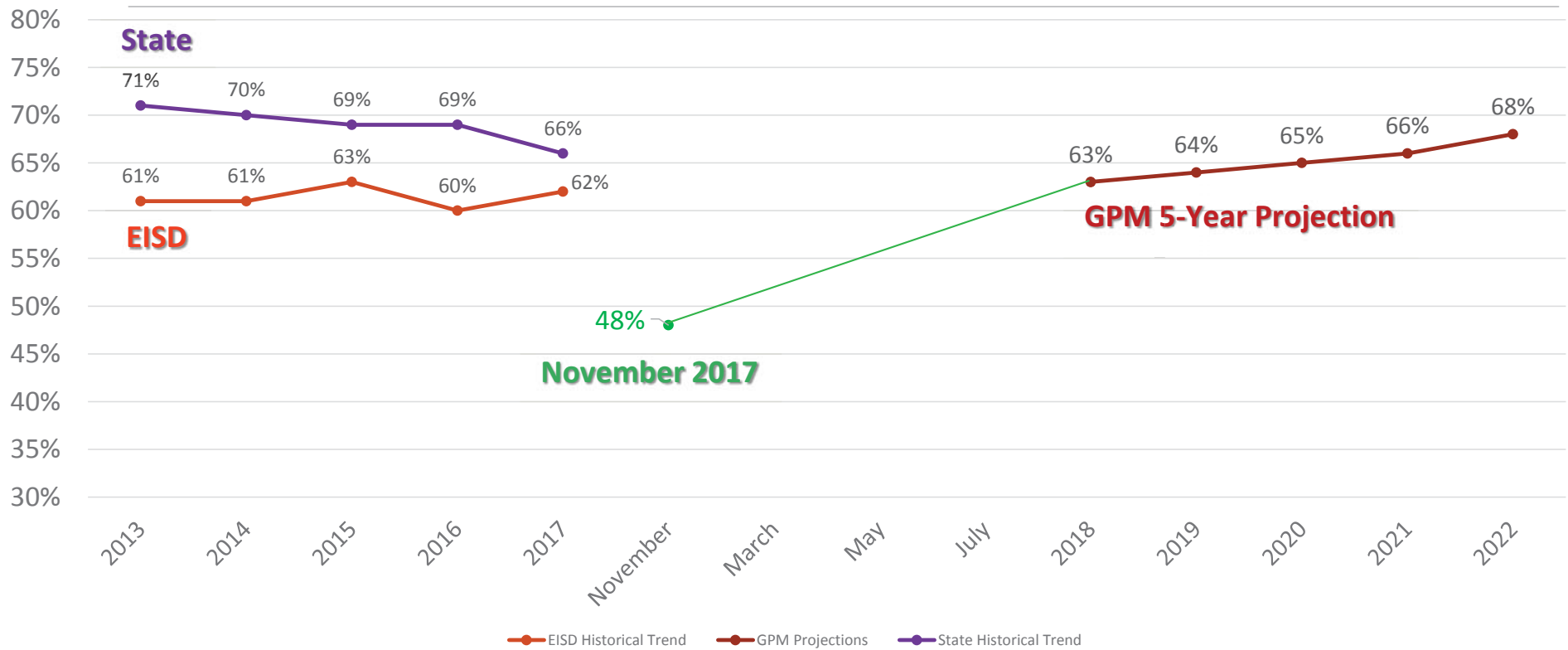
# November 2017 Goal Progress Measures

---



# GPM 2.1 - The Percentage of students in grades 3-5 who meet standard on reading STAAR will increase from 62% to 68% by the end of school year 2022

GRADES 3-5 STAAR READING MET STANDARD TREND AND GPM PROJECTION ANALYSIS



# November 2017 Monitoring Report

**Student Outcome Goal 2** - The percentage of students in grades 3-8 who meet standard on reading STAAR will increase from 61% to 68% by the end of school year 2022 (Baseline - 2017 STAAR English, STAAR Spanish and STAAR Alternative 2).

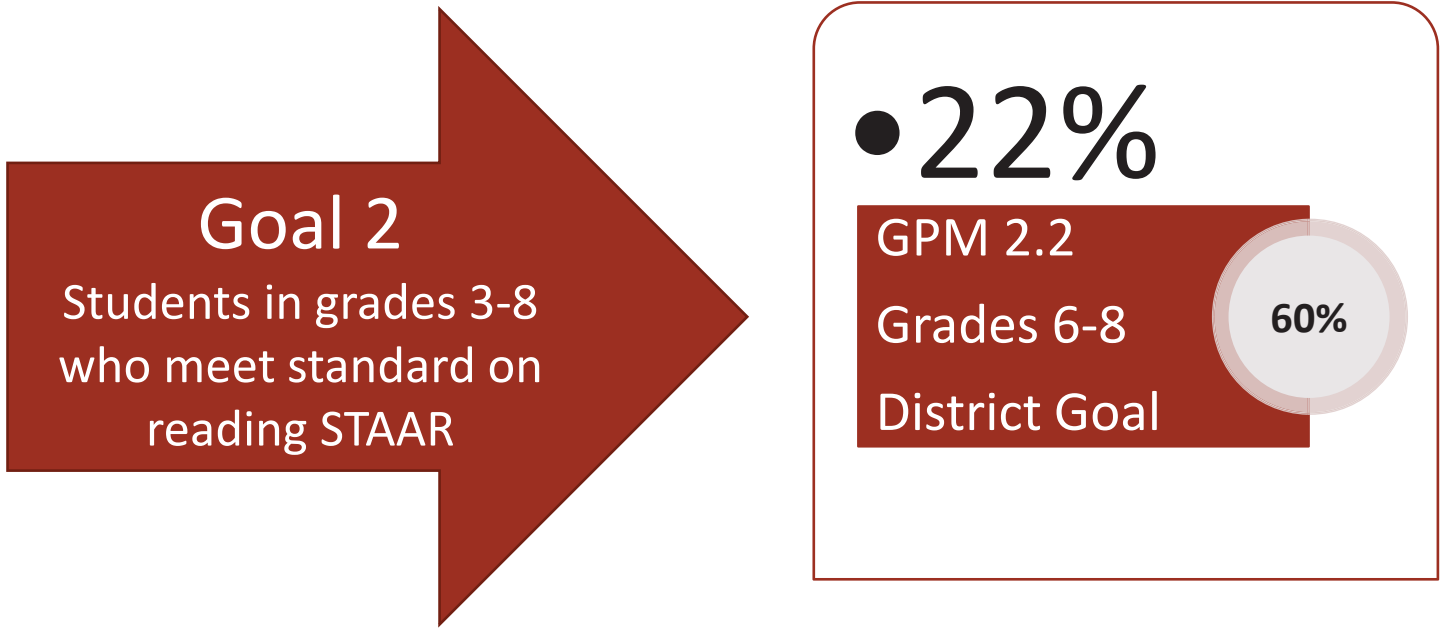
**Annual Target: School Year 2017-2018 = 62%**

**Goal Progress Measure 2.2** - The percentage of students in grades 6-8 who meet standard on reading STAAR will increase from 58% to 68% by the end of school year 2022.

**Annual Target: School Year 2017-2018 = 60%**

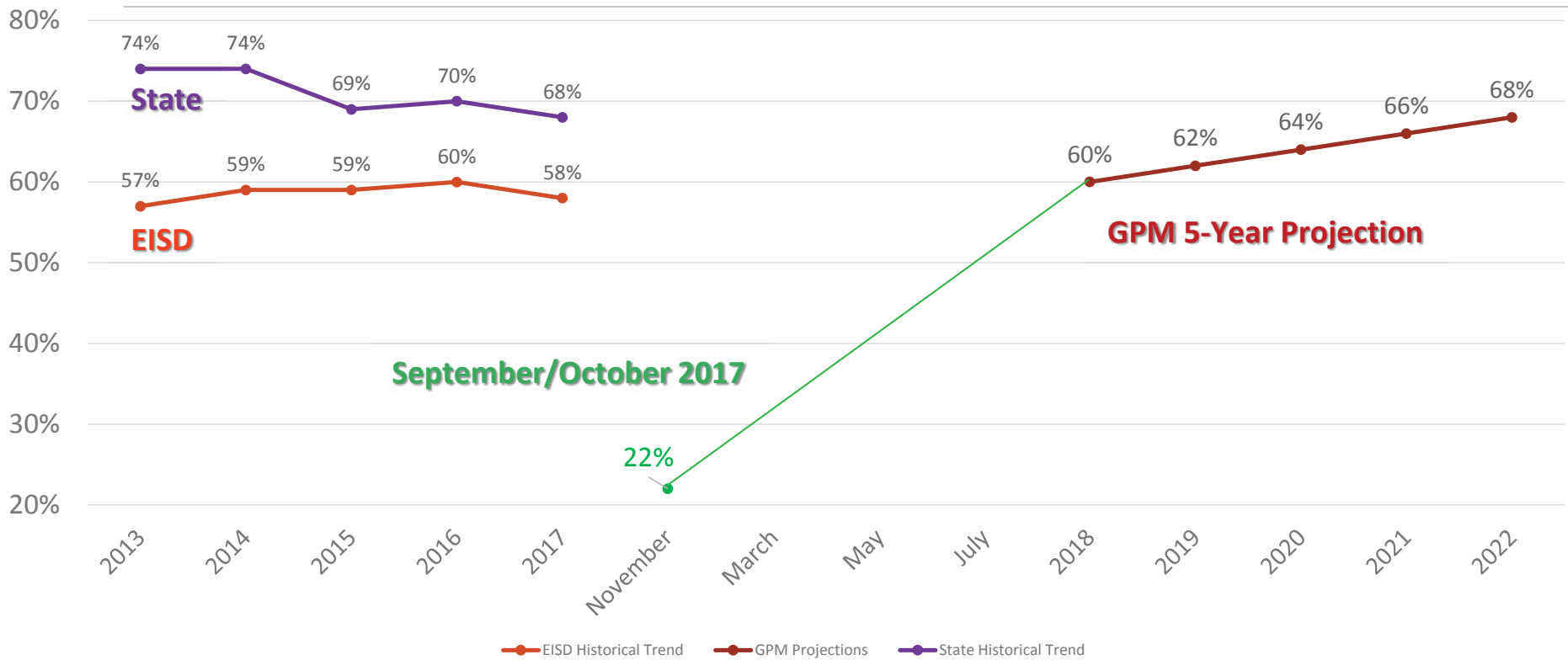
# November 2017 Goal Progress Measures

---



# GPM 2.2 - The Percentage of students in grades 6-8 who meet standard on reading STAAR will increase from 58% to 68% by the end of school year 2022

GRADES 6-8 STAAR READING MET STANDARD TREND AND GPM PROJECTIONS ANALYSIS



# November 2017 Monitoring Report

**Student Outcome Goal 3** - The Four-Year Longitudinal Graduation Rate (Graduated, Continued in School, or Received GED) will increase from 87.4% (Class of 2016 reported in 2017) to 90.0% (Class of 2021 reported in 2022).

**Annual Targets: School Year 2017-2018 =88.0%**

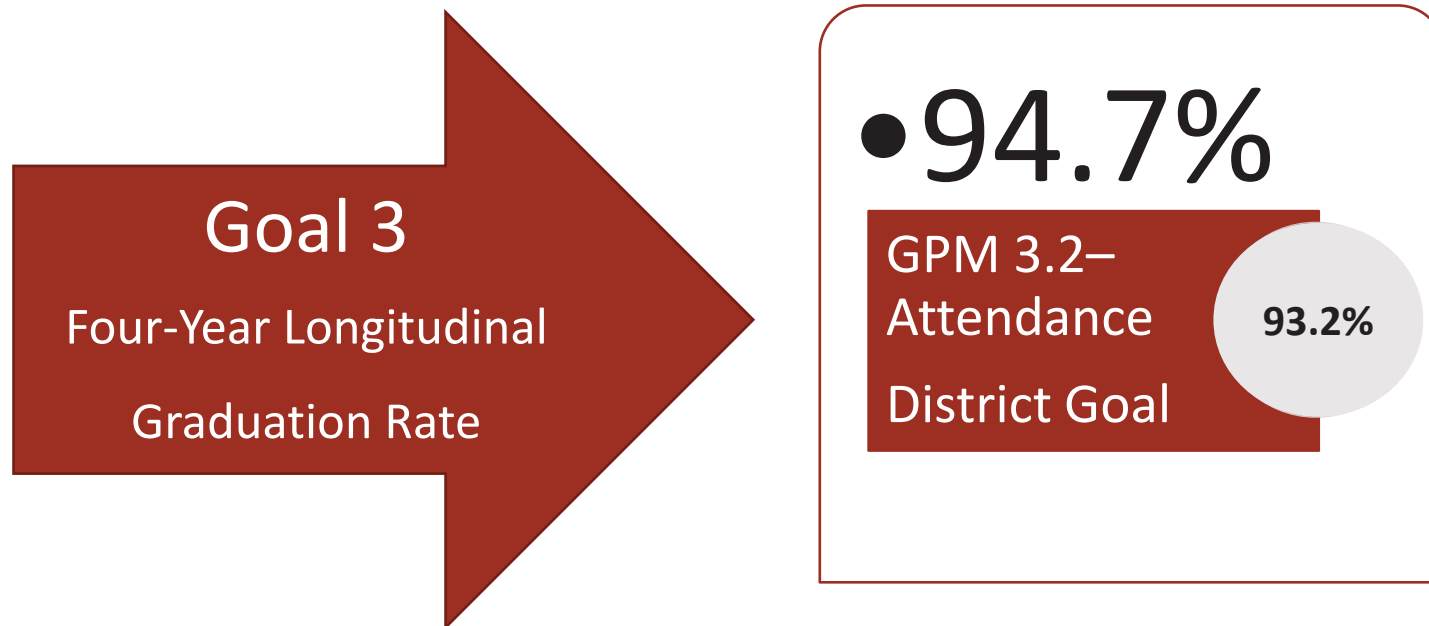
**Goal Progress Measure 3.2** - The attendance rate will increase from 93.0% (reported in July 2017) to 94.5% by 2022.

**Annual Target: 2017-18 =93.2%**



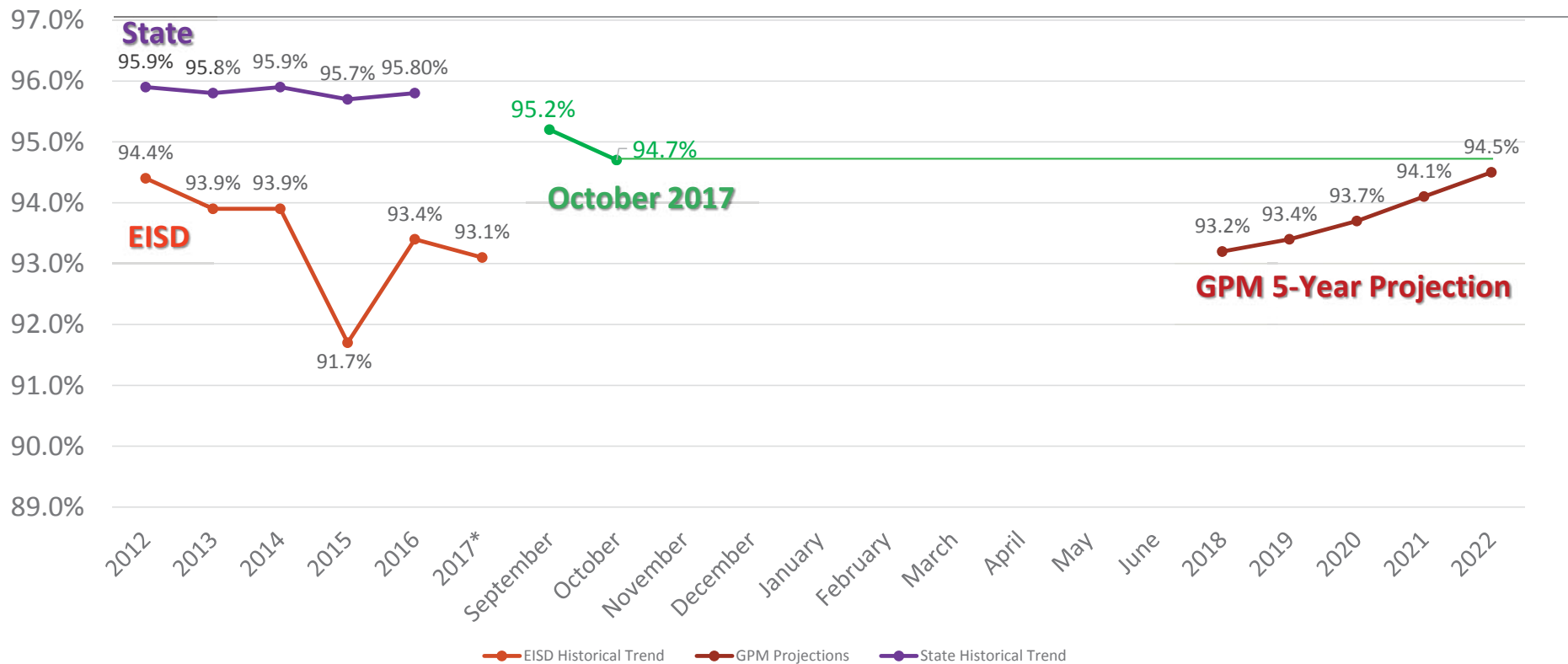
# November 2017 Goal Progress Measures

---



# GPM 3.2 - The attendance rate will increase from 93.1% to 94.5% by 2022.

ATTENDANCE RATE TREND AND GPM ANALYSIS



\*INTERNAL RECORD FOR ALL STUDENTS

# 2017-2018 Student Outcome Goals Monthly Monitoring Report

Month	GOAL 1 – 56% % Students at or above Reading Level			GOAL 2 – 62% % Students Approach Grade Level or above on STAAR Reading		GOAL 3 – 88% Four-Year Longitudinal Graduation Rate	
	Gr K-1	Gr 2	Gr 3	Gr 3-5	Gr 6-8	College and Career Ready	Attendance
	GPM 1.1 - 55%	GPM 1.2 - 59%	GPM 1.3 - 53%	GPM 2.1 - 63%	GPM 2.2 - 60%	GPM 3.1 - 75%	GPM 3.2 - 93.2%
2017	September					73.8%	93.1%**
	October	38%*	50%	49%			95.2%
	November				48%	25%	94.7%
	December						TBD
2018	January						TBD
	February	TBD	TBD	TBD		TBD	TBD
	March				TBD	TBD	TBD
	April						TBD
	May				TBD	TBD	TBD
	June	TBD	TBD	TBD			TBD
	July				TBD	TBD	TBD
	August						TBD

\*1<sup>st</sup> grade only  
 \*\*2016-2017 school year  
 October reflects September Data

# 2017-2018 Constraints Monthly Monitoring Report

MONTH		CONSTRAINT 1	CONSTRAINT 2	CONSTRAINT 3
		Adult convenience or preference shall not take priority over the academic progress of our students.	Student outcome goal oriented professional learning shall not decrease.	% of teachers leaving the district shall not increase.
		CPM 1.1 – 0%	Baseline TBD	CPM 3.1 – 25.9%
2017	September	1 Campus		19.7%
	October			
	November			
	December			TBD
2018	January			
	February		TBD	
	March			
	April			
	May			
	June		TBD	
	July	TBD		
	August			