



Lone Star Governance

MONTHLY MONITORING REPORT – JUNE 19, 2018



June 2018 Monitoring Report

Student Outcome Goal 1 - The percentage of students in grades K-3 who are reading on or above grade level will increase from 54% to 64% by the end of school year 2022 (Baseline measure May 2017).

Annual Target: School Year 2017-2018 = 56%

Goal Progress Measure 1.1 -The percentage of students in grades K and 1 who are reading on or above grade level will increase from 53% to 64% by the end of school year 2022.

Annual Target: School Year 2017-2018 = 55%



June 2018 Goal Progress Measures

Goal 1

Students in grades K-3
who are reading on or
above grade level.

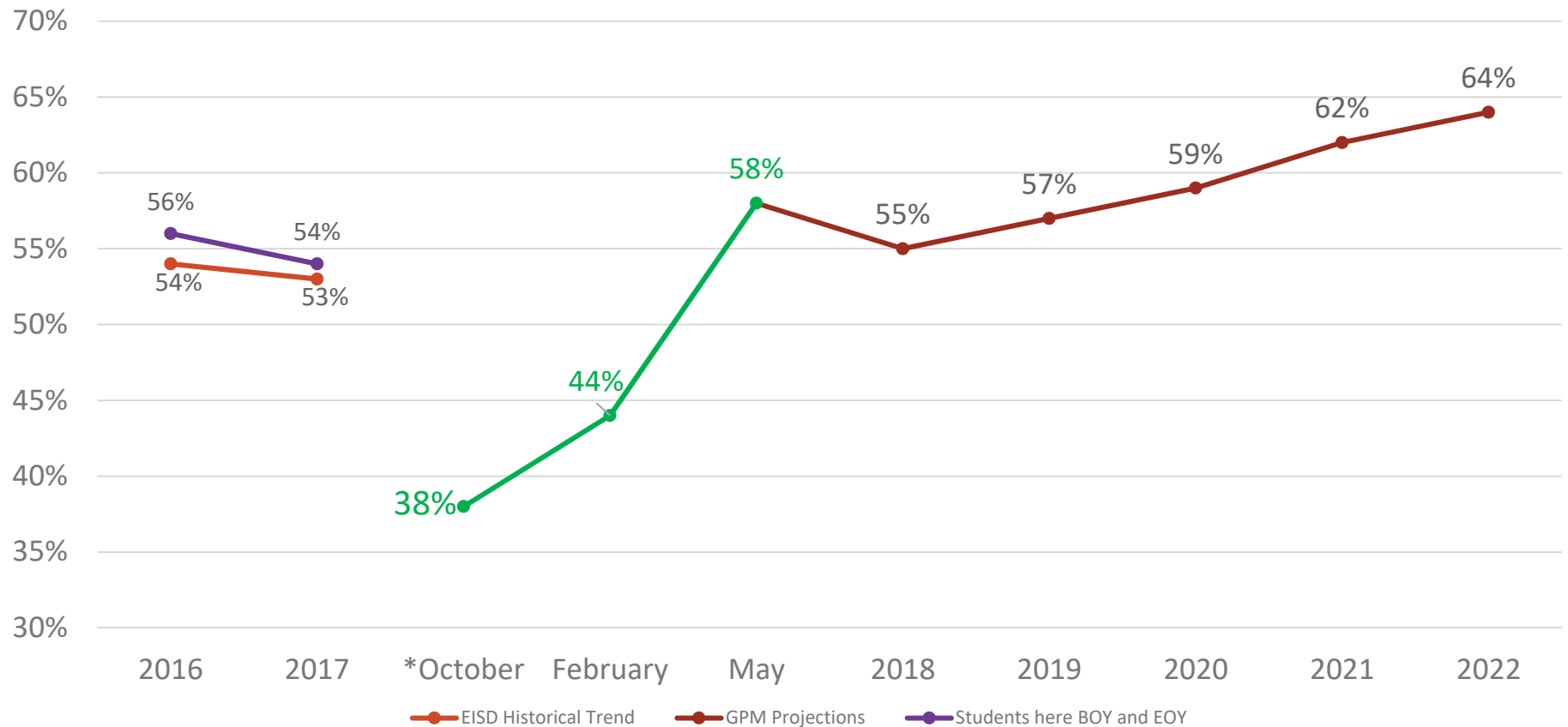
• 58%

GPM 1.1
Grades K & 1
District Goal

55%

GPM 1.1 - The Percentage of students in grades K and 1 who are reading on or above grade level will increase from 53% to 64% by the end of school year 2022.

EISD KINDERGARTEN AND 1ST GRADE STUDENTS READING ON OR ABOVE GRADE LEVEL



*October reflects grade 1 only.

June 2018 Monitoring Report

Student Outcome Goal 1 - The percentage of students in grades K-3 who are reading on or above grade level will increase from 54% to 64% by the end of school year 2022 (Baseline measure May 2017).

Annual Target: School Year 2017-2018 = 56%

Goal Progress Measure 1.2 - The percentage of students in grade 2 who are reading on or above grade level will increase from 58% to 64% by the end of school year 2022.

Annual Target: School Year 2017-2018 = 59%



June 2018 Goal Progress Measures

Goal 1

Students in grades K-3
who are reading on or
above grade level.

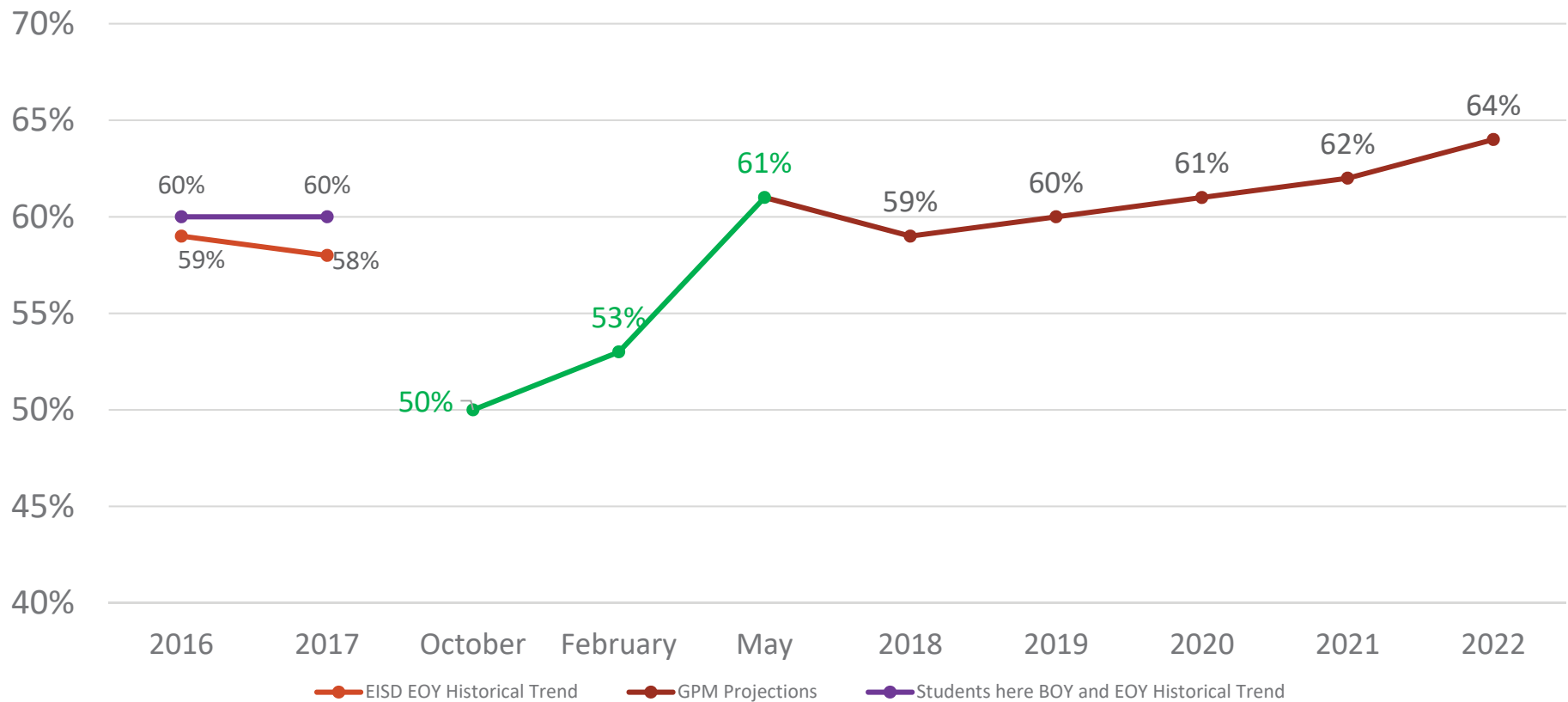
• 61%

GPM 1.2
Grade 2
District Goal

59%

GPM 1.2 - The Percentage of students in grade 2 who are reading on or above grade level will increase from 58% to 64% by the end of school year 2022.

EISD 2ND GRADE STUDENTS READING ON OR ABOVE GRADE LEVEL



June 2018 Monitoring Report

Student Outcome Goal 1 - The percentage of students in grades K-3 who are reading on or above grade level will increase from 54% to 64% by the end of school year 2022 (Baseline measure May 2017).

Annual Target: School Year 2017-2018 = 56%

Goal Progress Measure 1.3 - The percentage of students in grade 3 who are reading on or above grade level will increase from 51% to 64% by the end of school year 2022.

Annual Target: School Year 2017-2018 = 53%



June 2018 Goal Progress Measures

Goal 1

Students in grades K-3
who are reading on or
above grade level.

• 55%

GPM 1.3

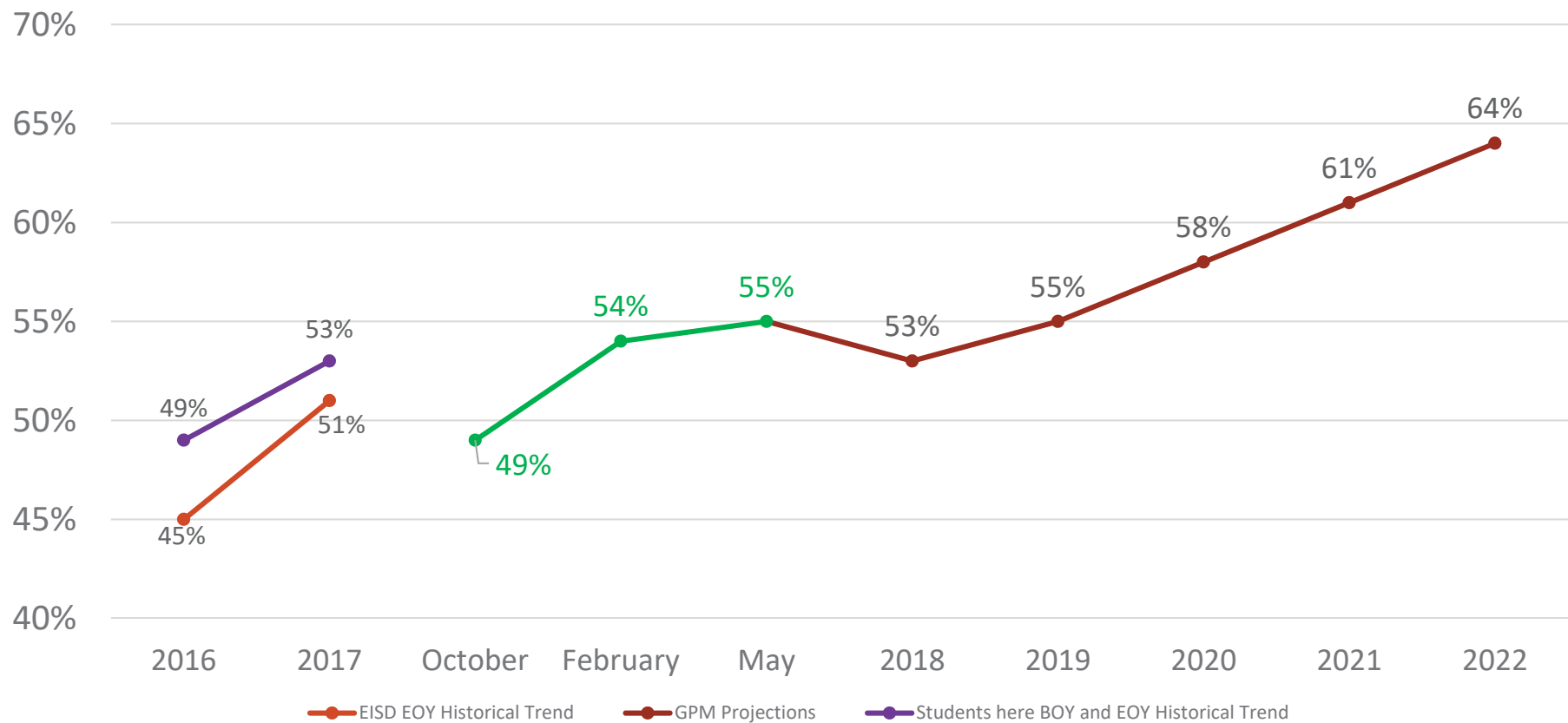
Grade 3

District Goal

53%

GPM 1.3 - The Percentage of students in grade 3 who are reading on or above grade level will increase from 51% to 64% by the end of school year 2022.

EISD 3RD GRADE STUDENTS READING ON OR ABOVE GRADE LEVEL



June 2018 Monitoring Report

Student Outcome Goal 3 - The Four-Year Longitudinal Graduation Rate (Graduated, Continued in School, or Received GED) will increase from 87.4% (Class of 2016 reported in 2017) to 90.0% (Class of 2021 reported in 2022).

Annual Targets: School Year 2017-2018 = 88.0%

Goal Progress Measure 3.2 - The attendance rate will increase from 93.0% (reported in July 2017) to 94.5% by 2022.

Annual Target: 2017-18 = 93.2%

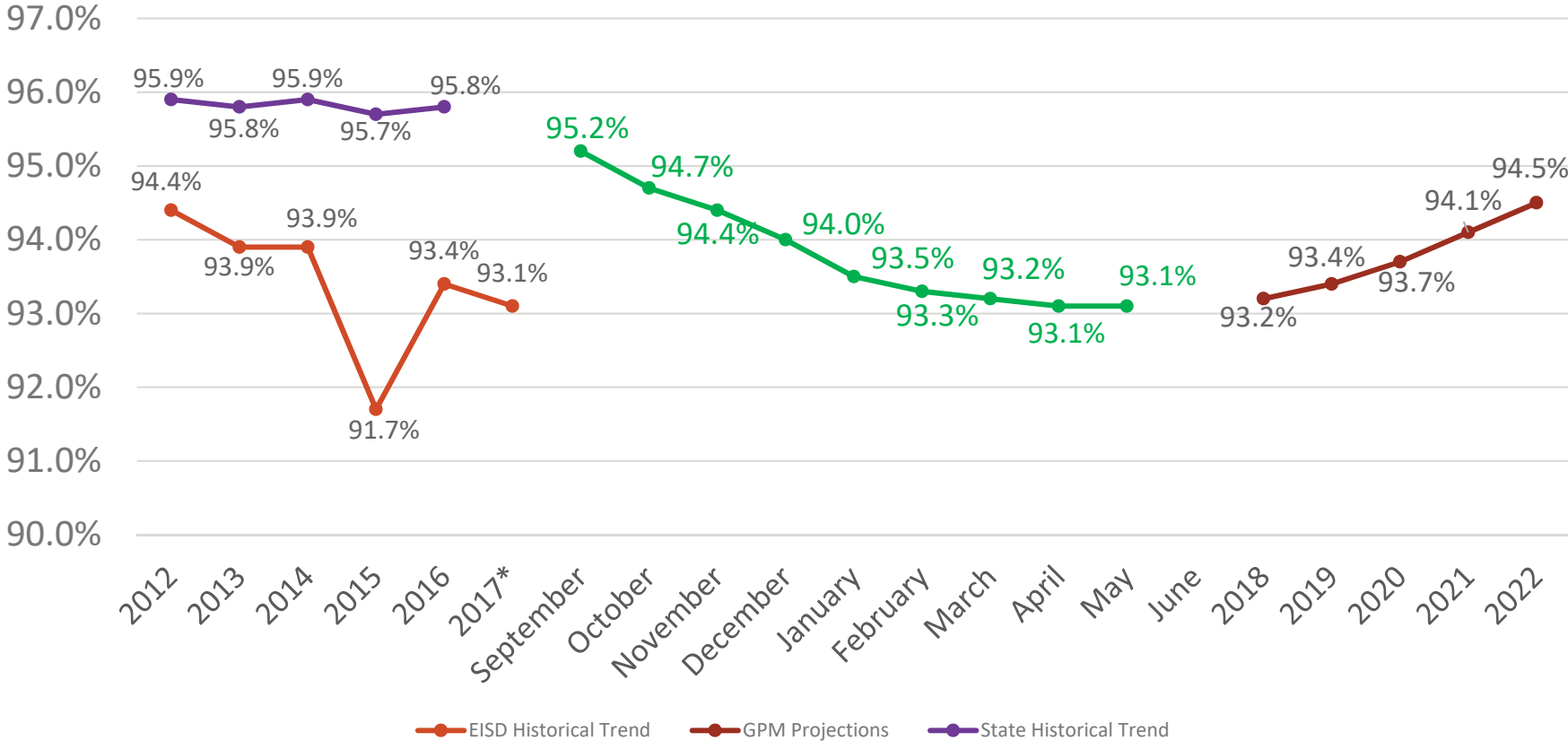


June 2018 Goal Progress Measures



GPM 3.2 - The attendance rate will increase from 93.1% to 94.5% by 2022.

ATTENDANCE RATE TREND AND GPM ANALYSIS



2017-2018 Student Outcome Goals Monthly Monitoring Report

Month	GOAL 1 – 56% % Students at or above Reading Level			GOAL 2 – 62% % Students Approach Grade Level or above on STAAR Reading		GOAL 3 – 88% Four-Year Longitudinal Graduation Rate	
	Gr K-1	Gr 2	Gr 3	Gr 3-5	Gr 6-8	College and Career Ready	Attendance
	GPM 1.1 - 55%	GPM 1.2 - 59%	GPM 1.3 - 53%	GPM 2.1 - 63%	GPM 2.2 - 60%	GPM 3.1 - 75%	GPM 3.2 - 93.2%
2017	September					73.8%	93.1%**
	October	38%*	50%	49%			95.2%
	November				48%	22%	94.7%
	December						94.4%
2018	January						94.0%
	February	43%	51%	52%		77.5%	93.5%
	March				52%	22%	93.3%
	April						93.2%
	May				60% ¹	59% ²	93.1%
	June	58%	61%	55%			93.1%
	July				TBD	TBD	TBD
	August						TBD

*1st grade only

**2016-2017 school year

Month reflects previous month data. For example, December Reflects November Data

¹ 5th Grade Only

² 8th Grade Only

2017-2018 Constraints Monthly Monitoring Report

MONTH		CONSTRAINT 1	CONSTRAINT 2	CONSTRAINT 3
		Adult convenience or preference shall not take priority over the academic progress of our students.	Student outcome goal oriented professional learning shall not decrease.	% of teachers leaving the district shall not increase.
		CPM 1.1 – 0%	Baseline – 53.1%	CPM 3.1 – 25.9%
2017	September	1 Campus		19.7%
	October			
	November			
	December			1.47%
2018	January			
	February		53.1%	
	March			
	April			
	May			
	June		TBD	
	July	TBD		
	August			