

Getting Started on your Classroom Website

A quick guide to your classroom web using SchoolWires



Sign In

TRANSLATE ▾

SELECT A SCHOOL ▾

Are you interested in your child becoming BILINGUAL starting in KINDERGARTEN?

Browse to www.eisd.net to begin the process of logging into your Classroom Web editor.

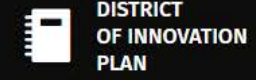
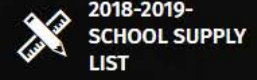
Click on the picture for more information!

Two-Way Dual Language Program Offered at Las Palmas, Loma Park, Cisneros, H.B. Gonzalez and Winston Elementary!

LEARN MORE



Search...





To log in, click on the Sign In button on the upper right side under the Channel Bar (1). Then type in your (2) username and (3) password. Your username password combo is your district email username up to the @ symbol, and your password is a capital E followed by you district ID number (example: Ronald.foster is the username and E009901 is the password).



1



Enter your user name and password to sign in.

You can use this site without being registered or signing in, but registered users who sign in may have access to additional features.

* User Name:

2

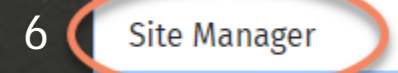
* Password:

3

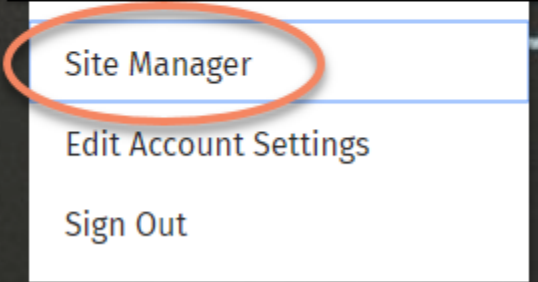
Sign In Forgot My Password

4

Once you've signed in, click on the Account button (5) where the Sign In button was earlier. Select Site Manager (6), This will open up the Site Manager Editor in a new window.



6



Foster, Ron

Section Workspace

- Summary
- Tools
- Editors & Viewers
- Membership
- Statistics
- How do I...?

Current Pages

- New Page
- Organize Pages
- Recycle Bin

Refresh your Cache

It's always a good practice to clear your browser cache on a regular basis. [Refresh your cache](#) explains *cache* and shows you how to clear it in any browser.



STATUS	PAGE	
ACTIVE	Welcome Page	Actions ▼
ACTIVE	Meet Mr./Mrs. ?	Actions ▼
ACTIVE	Class Assignments	Actions ▼
ACTIVE	Instructional Resource	Actions ▼
ACTIVE	Student Showcase	Actions ▼
ACTIVE	Helpful Links	Actions ▼
ACTIVE	Class Blog	Actions ▼
ACTIVE	Classroom Calendar	Actions ▼
ACTIVE	Podcasting	Actions ▼
ACTIVE	Wiki	Actions ▼

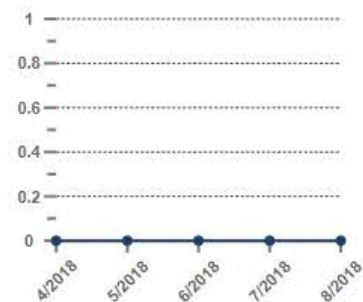
Common Tools All Tools

- Photo Gallery
- Forms & Surveys
- Files & Folders

Pending Comments All Comments

There are no comments awaiting approval.

Total Visits



The Site Manager Editor shows your classroom website and all of the pages listed below it. You can add new pages by clicking the New Page button. You can also organize your web by clicking on the Organize button and repositioning the pages.

Foster, Ron

Section Workspace

- Summary
- Tools
- Editors & Viewers
- Membership
- Statistics
- How do I...?

Current Pages

- New Page
- Organize Pages
- Recycle Bin

Find Page

Refresh your Cache

Clear browsing data...

It's always a good practice to clear your browser cache on a regular basis. [Refresh your cache](#) explains *cache* and shows you how to clear it in any browser.

STATUS	PAGE	
ACTIVE	Welcome Page	Actions
ACTIVE	Meet Mr./Mrs. ?	Actions
INACTIVE	Class Assignments	Actions
INACTIVE	Instructional Resource	Actions
INACTIVE	Student Showcase	Actions
INACTIVE	Helpful Links	Actions
INACTIVE	Class Blog	Actions
INACTIVE	Classroom Calendar	Actions
INACTIVE	Podcasting	Actions
INACTIVE	Wiki	Actions

Common Tools

All Tools

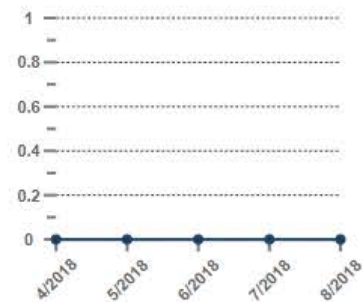
- Photo Gallery
- Forms & Surveys
- Files & Folders

Pending Comments

All Comments

There are no comments awaiting approval.

Total Visits



Turn off pages you are not going to publish now. You can turn them back on when you are ready to edit & publish.

To do this, click on the green button beside each web page. This turns the button from Active to Inactive. To reactivate the page, just click the inactive button.

Foster, Ron

Section Workspace

- Summary
- Tools
- Editors & Viewers
- Membership
- Statistics
- How do I...?

Current Pages

- New Page
- Organize Pages
- Recycle Bin

Refresh your Cache

Clear browsing data...

It's always a good practice to clear your browser cache on a regular basis. [Refresh your cache](#) explains *cache* and shows you how to clear it in any browser.

STATUS	PAGE	
ACTIVE	Welcome Page	Actions
ACTIVE	Meet Mr./Mrs. ?	Actions
ACTIVE	Class Assignments	
ACTIVE	Instructional Resource	
ACTIVE	Student Showcase	
ACTIVE	Helpful Links	
ACTIVE	Class Blog	Actions
ACTIVE	Classroom Calendar	Actions
ACTIVE	Podcasting	Actions
ACTIVE	Wiki	Actions

- Edit Page
- Page Options
- Get Link
- Copy Page
- Move Page
- Delete
- Set Viewers

Common Tools

All Tools

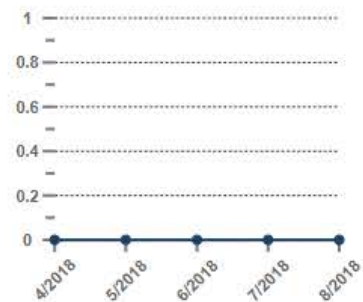
- Photo Gallery
- Forms & Surveys
- Files & Folders

Pending Comments

All Comments

There are no comments awaiting approval.

Total Visits



To change the name of a page, click on the Action button, then Page Options.

Current Pages

New Page Organize Pages Recycle Bin

Refresh your Cache

It's always a good practice to clear your browser cache on a regular basis. [Refresh your cache](#) explains *cache* and shows you how to clear it in any browser.

STATUS PAGE

ACTIVE		Welcome Page
ACTIVE		Meet Mr./Mrs. ?
ACTIVE		Class Assignments
ACTIVE		Instructional Resource
ACTIVE		Student Showcase
ACTIVE		Helpful Links
ACTIVE		Class Blog
ACTIVE		Classroom Calendar
ACTIVE		Podcasting
ACTIVE		Wiki

* Page Name:

Meet Mr./Mrs. ?

General Display Duration Background Image Navigation Imagery Advanced

- Hide this page from website navigation.
- Always show pages nested under this page.
- Show a bullet image next to this page.

Map Page to Web Address:

When a visitor navigates to your page, they will be directed to this web address. Enter a full web address (e.g., <http://www.blackboard.com>).

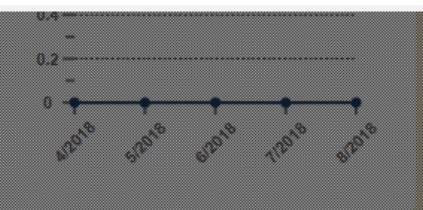
Web Address Target: ?

Open in Same Window

Save Cancel

Click here and type to change the name of the page

Actions



Foster, Ron
Section Workspace

Summary Tools Editors & Viewers

Current Pages

New Page Organize Pages Recycle Bin

Refresh your Cache

It's always a good practice to clear your browser cache on a regular basis. [Refresh your cache](#) explains *cache* and shows you how to clear it in any browser.

STATUS	PAGE
ACTIVE	Welcome Page
ACTIVE	Meet Mr./Mrs. ?
ACTIVE	Class Assignments
ACTIVE	Instructional Resource
ACTIVE	Student Showcase
ACTIVE	Helpful Links
ACTIVE	Class Blog
ACTIVE	Classroom Calendar
ACTIVE	Podcasting
ACTIVE	Wiki

✕

* Page Name:
Meet Mr. Foster

General Display Duration Background Image Navigation Imagery Advanced

Hide this page from website navigation.

Always show pages nested under this page.

Show a bullet image next to this page.

Map Page to Web Address:
When a visitor navigates to your page, they will be directed to this web address. Enter a full web address (e.g., <http://www.blackboard.com>).

Web Address Target: ?
Open in Same Window

Save Cancel

Save the changes by clicking the Save button.



Foster, Ron

Section Workspace

- Summary
- Tools
- Editors & Viewers
- Membership
- Statistics
- How do I...?

Current Pages

- New Page
- Organize Pages
- Recycle Bin

Find Page

Refresh your Cache

Clear browsing data...

It's always a good practice to clear your browser cache on a regular basis. [Refresh your cache](#) explains *cache* and shows you how to clear it in any browser.

STATUS	PAGE	
ACTIVE	Welcome Page	Actions
ACTIVE	Meet Mr. Foster	Actions
INACTIVE	Class Assignments	Actions
INACTIVE	Instructional Resource	Actions
INACTIVE	Student Showcase	Actions
INACTIVE	Helpful Links	Actions
INACTIVE	Class Blog	Actions
INACTIVE	Classroom Calendar	Actions
INACTIVE	Podcasting	Actions
INACTIVE	Wiki	Actions

Common Tools

All Tools

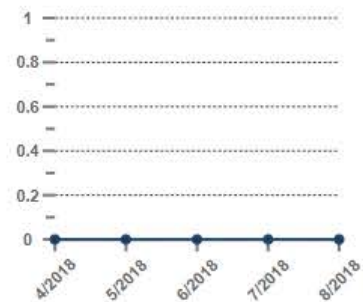
- Photo Gallery
- Forms & Surveys
- Files & Folders

Pending Comments

All Comments

There are no comments awaiting approval.

Total Visits



Open a page for editing by either clicking on the page name under Page, or by clicking the Action button and selecting Edit page.

Welcome Page Page

Last edited by Ron Foster about an hour ago.

Welcome to ...

Content

Upcoming Events

Upcoming Events

Total Visits

The graph shows the total number of visits to your page during a date range you specify.



TOTAL PAGE VIEWS

0

08/05/2017 08/05/2018 Apply

Actions

- Manage Apps & Layout**
Add apps or change your layout
- Page Options
Set the options for your page.
- Set Viewers
Limit who can view this page.
- View Page
See how your page looks.

Pending Comments

All Comments

There are no comments awaiting approval.

Apps on the page. Apps can be moved, mixed, added, or subtracted from your pages by clicking on the Manage Apps and Layout Action button.

Clicking on the App zone opens the App for editing

Foster, Ron
Section Workspace

- Summary
- Tools
- Editors & Viewers
- Membership
- Statistics
- How do I...?

- Welcome Page Page
- Welcome to ...

Welcome to ...

Save Cancel Create E-Alert

Options

p

Activate on my page

Just like a word processor, you can type in the text box and use the buttons at the top to customize the look of your web page.

The Welcome page is the first thing your students and parents will see of your online extension of your classroom. Make this page the Welcome page to your classroom. Here you can point out the focus of the class, the overview of the course, the class schedule, and any other topics you may want to include.

This is not the page to talk about you.

Foster, Ron
Section Workspace

Summary Tools Editors & Viewers Membership Statistics How do I...?

Welcome Page Page Welcome to ...

Welcome to ...

Options

Save Cancel Create E-Alert

Rich text editor toolbar with icons for undo, redo, bold, italic, underline, strikethrough, link, unlink, list, and other formatting options.

This paragraph has absolutely nothing to do with anything. It is here merely to fill up space. Still, it is words, rather than repeated letters, since the latter might not give the proper appearance, namely, that of an actual note.

For that matter, all of this is nonsense, and the only part of this that is to be read is the last paragraph, which part is the inspired creation of the producers of this very fine series.

Another paragraph of stuff. Now is the time for all good men to come to the aid of their party. The quick brown fox jumps over the lazy dog. My typing is lousy, but the typewriter isn't so hot either. After all, why should I take the blame for these mechanical imperfections, with which all of us must contend. Bryce Harper of the Washington Nationals just hit an epic home run. This is the last line of the filler material of the note. No, my mistake, that was only the next to last. This is last.

p

Activate on my page

To view how your changes will look on your web page, click the View Website text

Here you can point out the focus of the class, the overview of the course, the class schedule, and any other topics you may want to include.

This is not the page to talk about you.

Don't forget to click the green save button.



Foster, Ron

Welcome Page

Meet Mr. Foster

This paragraph has absolutely nothing to do with anything.

It is here merely to fill up space. Still, it is words, rather than repeated letters, since the latter might not give the proper appearance, namely, that of an actual note.

For that matter, all of this is nonsense, and the only part of this that is to be read is the last paragraph, which part is the inspired creation of the producers of this very fine series.

Another paragraph of stuff. Now is the time for all good men to come to the aid of their party. The quick brown fox jumps over the lazy dog. My typing is lousy, but the typewriter isn't so hot either. After all, why should I take the blame for these mechanical imperfections, with which all of us must contend. Bryce Harper of the Washington Nationals just hit an epic home run. This is the last line of the filler material of the note. No, my mistake, that was only the next to last. This is last.

This is what the frontpage view of the changes made to the page on the previous slide.

This pop-up page can be closed after viewing

Foster, Ron
Section Workspace

Summary Tools Editors & Viewers Membership Statistics How do I...?

Welcome Page Page Welcome to ...

Welcome to ...

Save Cancel Create E-Alert

Options

← → Ix F ↘ ↗ T↑ ↓ B I U S 🔍 ☰ ☷ ☹ <> ?

✂ 📄 📂 📁 🔗 🖼️ ⬆️ — Ω ABC ⚡ ⋮ ⋮ ⋮ ⋮

This paragraph has absolutely nothing to do with anything. It is here merely to fill up space. Still, it is words, rather than repeated letters, since the latter might not give the proper appearance, namely, that of an actual note.

For that matter, all of this is nonsense, and the only part of this that is to be read is the last paragraph, which part is the inspired creation of the producers of this very fine series.

Another paragraph of stuff. Now is the time for all good men to come to the aid of their party. The quick brown fox jumps over the lazy dog. My typing is lousy, but the typewriter isn't so hot either. After all, why should I take the blame for these mechanical imperfections, with which all of us must contend. Bryce Harper of the Washington Nationals just hit an epic home run. This is the last line of the filler material of the note. No, my mistake, that was only the next to last. This is last.

p

Activate on my page

Once the page has been edited to your satisfaction and saved, you can navigate back to the home web view by clicking on the Home icon in the breadcrumbs.

Current Pages

New Page Organize Pages Recycle Bin Find Page

Refresh your Cache

It's always a good practice to clear your browser cache on a regular basis. [Refresh your cache](#) explains *cache* and shows you how to clear it in any browser.

Clear browsing data...

STATUS	PAGE	
ACTIVE	Welcome Page	Actions
ACTIVE	Meet Mr. Foster	Actions
INACTIVE	Class Assignments	Actions
INACTIVE	Instructional Resource	Actions
INACTIVE	Student Showcase	Actions
INACTIVE	Helpful Links	Actions
INACTIVE	Class Blog	Actions
INACTIVE	Classroom Calendar	Actions
INACTIVE	Podcasting	Actions
INACTIVE	Wiki	Actions

Common Tools All Tools

- Photo Gallery
- Forms & Surveys
- Files & Folders

Pending Comments All Comments

There are no comments awaiting approval.



Now you're ready to go to the About Teacher App on the Biography page. This can be done by clicking on the text (your name) beside the apple icon.





Meet Mr. Foster Page

Last edited by Ron Foster about 47 minutes ago.

About Teacher App
About Teacher

More About the Teacher
Content

Actions

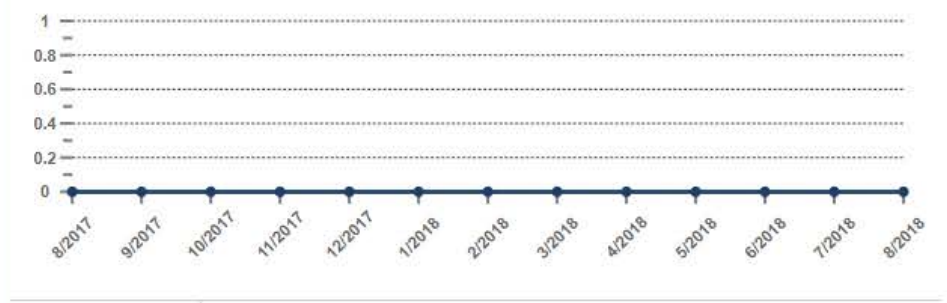
-  **Manage Apps & Layout**
Add apps or change your layout.
-  **Page Options**
Set the options for your page.
-  **Set Viewers**
Limit who can view this page.
-  **View Page**
See how your page looks.

Pending Comments All Comments

There are no comments awaiting approval.

Total Visits

The graph shows the total number of visits to your page during a date range you specify.



TOTAL PAGE VIEWS **0**

Click on the About Teacher App to open the editor. The More About the Teacher App is optional if you need space to add other biographical information. If not needed, you can ignore the app.

Foster, Ron

Section Workspace

- Summary
- Tools
- Editors & Viewers
- Membership
- Statistics
- How do I...?

- Meet Mr. Foster Page
- About Teacher App


About Teacher App

Options

About Me Details

Prefix: * Name:

Biography



Ron Foster, Instructional Technology Specialist, has worked for Edgewood ISD since 1997. He began his career with Edgewood as a 7th grade Social Studies teacher at Truman Middle School. By 2000 he was helping teachers integrate technology into their curriculum as a Campus Technology Teacher. In 2004, he became a District Instructional Technology Specialist, a role he continues to serve in today. He believes that technology tools should be used in a way that transforms the learning experience by enabling students to do new things in a way that could not be accomplished without the tools. [Instructional Technology Links](#)

Photo:

Activate on my page

Add your prefix, Name and Biography to the appropriate areas. Then, to add a photo or avatar, click on the Select File button.

Foster, Ron
Section Workspace

Summary Tools Editors & Viewers

Meet Mr. Foster Page About Teacher App

About Teacher App

About Me Details

Prefix:
Mr.

Biography





Ron Foster, Instructional Technology Specialist teacher at Truman Middle School. By 2000 he became a District Instructional Technology Specialist and transforms the learning experience by enabling [Links](#)

Photo:

Activate on my page

Insert Image

Select an image location then choose your image.

-  **Upload Image**
Upload an image from your computer or network.
-  **Cloud Image**
Upload an image from your cloud storage provider.
-  **Existing Image**
Select an image that has already been uploaded.
-  **Shared Image**
Select an image from the shared library.

Rone1.png

Click the Browse button to select the file from your folders.

Then click the Continue button and the Insert Image button on the next screen.

Foster, Ron

Section Workspace

- Summary
- Tools
- Editors & Viewers
- Membership
- Statistics
- How do I...?

- Meet Mr. Foster Page
- About Teacher App

About Teacher App

Options

About Me Details

Prefix: * Name:

Biography

Ron Foster, Instructional Technology Specialist, has worked for Edgewood ISD since 1997. He began his career with Edgewood as a 7th grade Social Studies teacher at Truman Middle School. By 2000 he was helping teachers integrate technology into their curriculum as a Campus Technology Teacher. In 2004, he became a District Instructional Technology Specialist, a role he continues to serve in today. He believes that technology tools should be used in a way that transforms the learning experience by enabling students to do new things in a way that could not be accomplished without the tools. [Instructional Technology Links](#)

Photo:

Activate on my page

After you've saved your work, you can click on the View Website text to see what your biography page will look like so far. To do this, click on the View Website text in the upp left corner, in the pop-up web, click on the Meet (your name) button.

Click the Save button to save your work.



Account ▾

TRANSLATE ▾

SELECT A SCHOOL ▾

Home > Faculty > Foster, Ron Meet Mr. Foster

Foster, Ron

Welcome Page

Meet Mr. Foster



Mr. Ron Foster

Ron Foster, Instructional Technology Specialist, has worked for Edgewood ISD since 1997. He began his career with Edgewood as a 7th grade Social Studies teacher at Truman Middle School. By 2000 he was helping teachers integrate technology into their curriculum as a Campus Technology Teacher. In 2004, he became a District Instructional Technology Specialist, a role he continues to serve in today. He believes that technology tools should be used in a way that transforms the learning experience by enabling students to do new things in a way that could not be accomplished without the tools. [Instructional Technology Links](#)

Look over your Biography page to see if anything needs to be edited or tweaked. You can close down the pop-up web page viewer and return to the editor to make changes or continue with the next section.

 **Foster, Ron**
Section Workspace

- Summary
- Tools
- Editors & Viewers
- Membership
- Statistics
- How do I...?


- Meet Mr. Foster Page
- About Teacher App

About Teacher App Options

About Me **Details**

Prefix: * Name:

Biography



Ron Foster, Instructional Technology Specialist, has worked for Edgewood ISD since 1997. He began his career with Edgewood as a 7th grade Social Studies teacher at Truman Middle School. By 2000 he was helping teachers integrate technology into their curriculum as a Campus Technology Teacher. In 2004, he became a District Instructional Technology Specialist, a role he continues to serve in today. He believes that technology tools should be used in a way that transforms the learning experience by enabling students to do new things in a way that could not be accomplished without the tools. [Instructional Technology Links](#)

Photo:

Activate on my page

To continue to the next section, click on the Details tab on the About Teacher App.

Foster, Ron
Section Workspace

Summary Tools Editors & Viewers Membership Statistics How do I...?

Meet Mr. Foster Page About Teacher App

About Teacher App

Options

About Me Details

Email:
rfoster@eisd.net

Phone:
210-444-8113

Degrees and Certifications:
Technology Applications EC-12
Social Studies Composite 6-12
Government 6-12
History 6-12

Activate on my page

Save Cancel

Fill in the information for Email, Campus Phone Number, and your Degrees and Certifications. Click the Save button when complete.

This is the best place to post your email address instead of other pages. Web crawlers are unable to see your email address when it is embedded in this App.

Once you've save the changes you've made to this app, click on the View Website hyperlink to review changes to your pages.

Foster, Ron

Welcome Page

Meet Mr. Foster



Phone: 210-444-8113

Email: rfoster@eisd.net

Degrees and Certifications:

Degrees:

M.Ed.: Integrating Technology

B.A.: History & Government

Certifications:

Technology Applications EC-12

Social Studies Composite 6-12

Government 6-12

History 6-12

Mr. Ron Foster

Ron Foster, Instructional Technology Specialist, has worked for Edgewood ISD since 1997. He began his career with Edgewood as a 7th grade Social Studies teacher at Truman Middle School. By 2000 he was helping teachers integrate technology into their curriculum as a Campus Technology Teacher. In 2004, he became a District Instructional Technology Specialist, a role he continues to serve in today. He believes that technology tools should be used in a way that transforms the learning experience by enabling students to do new things in a way that could not be accomplished without the tools. [Instructional Technology Links](#)

If everything looks good, you are done with what a teacher is expected to have published by the first day of school.

But there's still more to do. Be sure to work on the other webpages on your class web to get them published. They not only serve as a resource to your students and parents, but they also serve as your teaching portfolio.

Be sure to check out the other resource guides to assist you in completing your online web portfolio.